



CALL NO. 415

CONTRACT ID. 122929

GRAYSON - HARDIN COUNTIES

FED/STATE PROJECT NUMBER 121GR12M115-FE02

DESCRIPTION KY 259 OVER ROUGH RIVER AND KY 434 OVER ROLLING FORK RIVER

WORK TYPE BRIDGE DECK RESTORATION & WATERPROOFING

PRIMARY COMPLETION DATE 7/31/2013

LETTING DATE: August 17, 2012

Sealed Bids will be received electronically through the Bid Express bidding service until 10:00 AM EASTERN DAYLIGHT TIME August 17, 2012. Bids will be publicly announced at 10:00 AM EASTERN DAYLIGHT TIME.

REQUIRED BID PROPOSAL GUARANTY: Not less than 5% of the total bid.

TABLE OF CONTENTS

PART I	SCOPE OF WORK <ul style="list-style-type: none">• PROJECT(S), COMPLETION DATE(S), & LIQUIDATED DAMAGES• CONTRACT NOTES• STATE CONTRACT NOTES• SPECIAL NOTE(S) APPLICABLE TO PROJECT• LIQUIDATED DAMAGES• TRAFFIC CONTROL PLAN• SKETCH MAP(S)• MATERIAL SUMMARY• BRIDGE DRAWINGS
PART II	SPECIFICATIONS AND STANDARD DRAWINGS <ul style="list-style-type: none">• SPECIFICATIONS REFERENCE• SUPPLEMENTAL SPECIFICATION• STANDARD DRAWINGS THAT APPLY
PART III	EMPLOYMENT, WAGE AND RECORD REQUIREMENTS <ul style="list-style-type: none">• LABOR AND WAGE REQUIREMENTS• EXECUTIVE BRANCH CODE OF ETHICS• KENTUCKY EQUAL EMPLOYMENT OPPORTUNITY ACT OF 1978• PROJECT WAGE RATES
PART IV	INSURANCE
PART V	BID ITEMS

PART I

SCOPE OF WORK

CONTRACT ID - 122929

ADMINISTRATIVE DISTRICT - 04

PROJECT(S) IDENTIFICATION AND DESCRIPTION:

COUNTY - GRAYSON, HARDIN
121GR12M115-FE02

KY 259 OVER ROUGH RIVER AND KY 434 OVER ROLLING FORK RIVER

COUNTY - GRAYSON
FE02 043 0259 B00001N

PES - MB04302591201

KY 259 OVER ROUGH RIVER GRAYSON-BRECKINRIDGE COUNTY LINE. BRIDGE DECK RESTORATION & WATERPROOFING.

GEOGRAPHIC COORDINATES LATITUDE 37^49'22" LONGITUDE 85^44'52"

COUNTY - HARDIN
FE02 047 0434 B00071N

PES - MB04704341201

KY 434 OVER ROLLING FORK RIVER BULLITT-HARDIN COUNTY LINE. BRIDGE DECK RESTORATION & WATERPROOFING.

GEOGRAPHIC COORDINATES LATITUDE 37^49'22" LONGITUDE 85^44'52"

COMPLETION DATE(S):

COMPLETION DATE - July 31, 2013
APPLIES TO ENTIRE CONTRACT

30 CALENDAR DAYS
APPLIES TO 043B00001N

30 CALENDAR DAYS
APPLIES TO 047B00071N

CONTRACT NOTES

PROPOSAL ADDENDA

All addenda to this proposal must be applied when calculating bid and certified in the bid packet submitted to the Kentucky Department of Highways. Failure to use the correct and most recent addenda may result in the bid being rejected.

BID SUBMITTAL

Bidder must use the Department's Expedite Bidding Program available on the Internet web site of the Department of Highways, Division of Construction Procurement. (www.transportation.ky.gov/contract)

The Bidder must download the bid file located on the Bid Express website (www.bidx.com) to prepare a bid packet for submission to the Department. The bidder must submit electronically using Bid Express.

JOINT VENTURE BIDDING

Joint venture bidding is permissible. All companies in the joint venture must be prequalified in one of the work types in the Qualifications for Bidders for the project. The bidders must get a vendor ID for the joint venture from the Division of Construction Procurement and register the joint venture as a bidder on the project. Also, the joint venture must obtain a digital ID from Bid Express to submit a bid. A joint bid bond of 5% may be submitted for both companies or each company may submit a separate bond of 5%.

UNDERGROUND FACILITY DAMAGE PROTECTION

The contractor is advised that the Underground Facility Damage Protection Act of 1994, became law January 1, 1995. It is the contractor's responsibility to determine the impact of the act regarding this project, and take all steps necessary to be in compliance with the provision of the act.

SPECIAL NOTE FOR PIPE INSPECTION

Contrary to Section 701.03.08 of the 2012 Standard Specifications for Road and Bridge Construction and Kentucky Method 64-114, certification by the Kentucky Transportation Center for prequalified Contractors to perform laser/video inspection is not required on this contract. It will continue to be a requirement for the Contractor performing any laser/video pipe inspection to be prequalified for this specialized item with the Kentucky Transportation Cabinet-Division of Construction Procurement.

REGISTRATION WITH THE SECRETARY OF STATE BY A FOREIGN ENTITY

Pursuant to KRS 176.085(1)(b), an agency, department, office, or political subdivision of the Commonwealth of Kentucky shall not award a state contract to a person that is a foreign entity required by [KRS 14A.9-010](#) to obtain a certificate of authority to transact business in the Commonwealth (“certificate”) from the Secretary of State under [KRS 14A.9-030](#) unless the person produces the certificate within fourteen (14) days of the bid or proposal opening. If the foreign entity is not required to obtain a certificate as provided in [KRS 14A.9-010](#), the foreign entity should identify the applicable exception. Foreign entity is defined within [KRS 14A.1-070](#).

For all foreign entities required to obtain a certificate of authority to transact business in the Commonwealth, if a copy of the certificate is not received by the contracting agency within the time frame identified above, the foreign entity’s solicitation response shall be deemed non-responsive or the awarded contract shall be cancelled.

Businesses can register with the Secretary of State at <https://secure.kentucky.gov/sos/ftbr/welcome.aspx>.

SPECIAL NOTE FOR PROJECT QUESTIONS DURING ADVERTISEMENT

Questions about projects during the advertisement should be submitted in writing to the Division of Construction Procurement. This may be done by fax (502) 564-7299 or email to kytc.projectquestions@ky.gov. The Department will attempt to answer all submitted questions. The Department reserves the right not to answer if the question is not pertinent or does not aid in clarifying the project intent.

The deadline for posting answers will be 3:00 pm Eastern Daylight Time, the day preceding the Letting. Questions may be submitted until this deadline with the understanding that the later a question is submitted, the less likely an answer will be able to be provided.

The questions and answers will be posted for each Letting under the heading “Questions & Answers” on the Construction Procurement website (www.transportation.ky.gov/contract). The answers provided shall be considered part of this Special Note and, in case of a discrepancy, will govern over all other bidding documents.

ACCESS TO RECORDS

The contractor, as defined in KRS 45A.030 (9) agrees that the contracting agency, the Finance and Administration Cabinet, the Auditor of Public Accounts, and the Legislative Research Commission, or their duly authorized representatives, shall have access to any books, documents, papers, records, or other evidence, which are directly pertinent to this

contract for the purpose of financial audit or program review. Records and other prequalification information confidentially disclosed as part of the bid process shall not be deemed as directly pertinent to the contract and shall be exempt from disclosure as provided in KRS 61.878(1)(c). The contractor also recognizes that any books, documents, papers, records, or other evidence, received during a financial audit or program review shall be subject to the Kentucky Open Records Act, KRS 61.870 to 61.884.

In the event of a dispute between the contractor and the contracting agency, Attorney General, or the Auditor of Public Accounts over documents that are eligible for production and review, the Finance and Administration Cabinet shall review the dispute and issue a determination, in accordance with Secretary's Order 11-004. (See attachment)

10/18/2011

SPECIAL NOTE FOR RECIPROCAL PREFERENCE

Reciprocal preference to be given by public agencies to resident bidders

By reference, KRS 45A.490 to 45A.494 are incorporated herein and in compliance regarding the bidders residency. Bidders who want to claim resident bidder status should complete the Affidavit for Claiming Resident Bidder Status along with their bid in the Expedite Bidding Program. Submittal of the Affidavit should be done along with the bid in Bid Express.

SPECIAL NOTE FOR BRIDGE RESTORATION AND WATERPROOFING WITH CONCRETE OVERLAYS

- I. DESCRIPTION.** Perform all work in accordance with the Kentucky Transportation Cabinet, Department of Highway's 2012 Standard Specifications for Road and Bridge Construction and applicable Supplemental Specifications, the Standard Drawings, this Note, and the attached detail drawings. Section references are to the Standard Specifications.

This work consists of the following: (1) Furnish all labor, materials, tools, and equipment; (2) Remove the existing overlay or machine prep the existing slab; (3) Complete full-depth and partial depth repairs as directed by the Engineer; (4) Repair/replace damaged and corroded reinforcing bars; (5) Place new concrete overlay and epoxy-sand slurry in accordance with Section 606; (6) Complete asphalt approach pavement; (7) Maintain and control traffic; and (8) Any other work specified as part of this contract.

All construction will be in accordance with Section 606 unless otherwise specified.

II. MATERIALS.

- A. Latex Concrete.** See Section 606.03.17.
- B. Class "M" Concrete.** Use either "M1" or "M2". See Section 601.
- C. Bituminous Asphalt.** Use CL2 ASPH SURF 0.38D PG64-22.
- D. Epoxy-Sand Slurry.** See Section 606.03.10.

III. CONSTRUCTION.

- A. Remove Existing Overlay.** In addition to Section 606.03.03, totally remove the existing concrete overlay by milling. See Special Note for Use of Hydrodemolition Method.
- B. Partial Depth Slab Repair and Latex Overlay.** Remove areas determined to be unsound by the Engineer via hydrodemolition or via hand held jackhammers weighing less than 45lbs in accordance with Section 606.02.10 D. Repair/Replace all damaged or severely corroded reinforcing bars prior to partial depth repair operation. The Department will not measure material removal and will consider this work incidental to the bid item "PARTIAL DEPTH PATCHING". Mix and place Latex Modified Concrete Overlay in accordance with Sections 606.03.08 and 606.03.17.
- C. Asphalt Approach Pavement.** Mill each existing asphalt approach for a distance of 50' from the bridge end. Remove the bituminous material uniformly by making an edge key, so as to provide a smooth transition to the finished bridge when a new bituminous overlay of compacted depth of approximately 1½" is added to the approaches. The grinding depth may vary depending of the condition of the existing approach and final elevation of bridge end. Dispose of all removed material away from the site.
- D. Surface Texturing.** Texture the concrete surface of the overlay in accordance with Section 609.03.10.

IV. MEASUREMENT. See Section 606 and the following:

A. Latex Modified Concrete for Overlay. The Department will measure the quantity in cubic yards using the theoretical volume as follows for each bridge:

043B000001N	(418'x26'x1.50")	= 50.3 cuyd
047B000071N	(592'x26'x1.50")	= 71.3 cuyd

B. Latex Modified Concrete for Partial Depth Patching and variable thickness of Overlay. The Department will measure the quantity in cubic yards by deducting the theoretical volume of bridge deck overlay (LMC) from the total volume (as indicated by the batch quantity tickets) of Concrete required to obtain the finished grade shown on the Plans or established by the Engineer.

C. Remove Existing Overlay. The Department will measure the removal of the existing overlay in square yards, which shall include all labor, equipment, and material needed to complete this work.

D. Steel Reinforcement. The Department will measure any reinforcing steel necessary for the partial or full depth patch in pounds, which shall include all labor, equipment, and material needed to complete this work.

E. Asphalt Approach Pavement. The Department will measure the quantity in square yards, which shall include all labor, equipment, and material needed to complete this work.

V. PAYMENT. See Section 606 and the following:

A. Latex Modified Concrete for Overlay. The Department will make payment for the Latex Modified Concrete under bid item #08534 "CONCRETE OVERLAY – LATEX" for the theoretical quantity.

B. Latex Modified Concrete for Partial Depth Patching and variable thickness of Overlay. The Department will make payment for the Partial Depth Patching under bid item #24094EC "PARTIAL DEPTH PATCHING". Payment will be for the quantity per cubic yard complete in place.

C. Remove Existing Overlay. The Department will make payment for the removal of the existing overlay under the bid item #08510 "REM EPOXY BIT FOREIGN OVERLAY". Payment will be for the square yard complete.

D. Steel Reinforcement. The Department will make payment for steel reinforcement, if necessary, under bid item #08150 "STEEL REINFORCEMENT". Payment will be at the unit price per pound.

E. Asphalt Approach Pavement. The Department will make payment for the completed and accepted quantity of this work under the bid item #03304 "BRIDGE OVERLAY APPROACH PAVEMENT".

SPECIAL NOTE FOR REPLACING EXPANSION DAMS AND/OR INSTALLING ARMORED EDGES FOR CONCRETE ON BRIDGES

I. DESCRIPTION. Perform all work in accordance with the Kentucky Transportation Cabinet, Department of Highway's 2012 Standard Specifications for Road and Bridge Construction and applicable Supplemental Specifications, the Standard Drawings, this Note, and the attached detail drawings. Section references are to the Standard Specifications.

This work consists of the following: (1) Furnish all labor, materials, tools, and equipment; (2) Remove existing concrete and expansion device(s) and/or bridge ends; (3) Install armored edges and new concrete as specified and in accordance with the attached detail drawings; (4) Install new joint seals (where required); (5) Maintain and control traffic; and (6) Any other work specified as part of this contract.

II. MATERIALS.

- A. Class "M" Concrete.** Use either "M1" or "M2". See Section 601.
- B. Structural Steel.** Use new, commercial grade steel suitable for welding. The Engineer will base acceptance on visual inspection. See Standard Drawing BJE-001, current edition.
- C. Stud Anchors.** The armored edge stud anchors are $\frac{3}{4}$ " x 6" embedded stud shear connectors conforming to ASTM A108, Grade 1015 (Nelson Studs or equal).
- D. Steel Reinforcement.** Use Grade 60. See Section 602.
- E. Epoxy Bond Coat.** See Section 511.
- F. Neoprene Joint Sealers (Compression Seals).** See Section 807.
- G. Silicone Rubber Sealant.** See Section 807.
- H. Neoprene Strip Seals.** See attached detail drawings and Section 807.

III. EQUIPMENT.

- A. Hammers.** See Section 606.02.10 B.
- B. Sawing Equipment.** See Section 606.02.10 C.
- C. Hydraulic Impact Equipment.** See Section 606.02.10 D.

IV. CONSTRUCTION.

- A. Remove Existing Materials.** Remove existing Expansion Dam, Bridge End, Armored Edges and specified areas of concrete as shown on the attached sketches. Remove debris and/or expansion joint filler as directed by the Engineer. . Clean and leave all existing steel reinforcement encountered in place. Damaged steel reinforcement will be repaired/replaced as directed by the Engineer at no additional cost to the Department.
Dispose of all removed material entirely away from the job site. This work is incidental to the contract unit price for "Expansion Joint Replacement" or "Armored Edge for Concrete".
- B. Place New Concrete and Armored Edges.** After all specified existing materials have been removed; place new armored edges to match the grade of the proposed overlay or to match the original grade (See attached detail drawings). Place the new Class "M" concrete to the scarified grade and finish to receive the new overlay or

place the new Class "M" concrete to the original grade and finish with broom strokes drawn transversely from curb to curb.

All new structural steel shall be cleaned and painted in accordance with requirements of Section 607.03.23, except that surfaces to come in contact with concrete are not to be painted.

Blast clean all areas of existing concrete and structural steel to come in contact with new concrete until free of all laitance and deleterious substances immediately prior to the placement of the Class "M" Concrete. The surface areas of existing concrete to come in contact with the new Class "M" Concrete are to be coated with an epoxy bond coat immediately prior to placing new concrete in accordance with Section 511. The interfaces of the new and old concrete shall be as nearly vertical and horizontal as possible.

- C. Additional Steel Reinforcement.** Furnish for replacement, as directed by the Engineer, 7500 linear feet of #4 steel reinforcing bars in 20' lengths. Place these bars in areas deemed by the Engineer to require additional reinforcement. Field cutting and bending is permitted. Do not place any additional steel reinforcement above the height of the top row of Nelson Studs on the armored edges. Ensure that all exposed steel reinforcement is tied in accordance with Section 602.03.04 prior to pouring the new Class "M" concrete. Deliver unused bars to the Local County Maintenance Barn. Payment will be made in accordance with Section 602.
- D. Stage Construction.** Installation of concrete and armored edges in two (or more if specified) stages is necessary. Join the armored edges at or near the centerline of the roadway or lane line, field weld and grind smooth.
- E. Preformed Neoprene Joint Seal.** Place the preformed joint seal in one continuous, unbroken length. Place neoprene strip seals as recommended by the manufacturer and in accordance with Section 609.03.04, except that shop drawings will not be required.
- F. Silicone Rubber Sealant.** Place the silicone sealant as recommended by the manufacturer and in accordance with Section 609.03.04.
- G. Shop Plans.** Shop plans will not be required. The Contractor is responsible for obtaining field measurements and supplying properly sized materials to complete the work.

V. MEASUREMENT.

- A. Expansion Joint Replacement - 4".** The Department will measure the quantity in linear feet from gutterline to gutterline along the centerline of the joint.
- B. Armored Edge for Concrete.** The Department will measure the quantity in linear feet from gutterline to gutterline along the face of the bridge end.
- C. Steel Reinforcement.** See Section 602.

VI. PAYMENT.

- A. Expansion Joint Replacement - 4".** Payment at the contract unit price per linear foot is full compensation for removing specified existing materials, furnishing and installing the new armored edges, concrete, neoprene joint seal, and all incidental items necessary to complete the work (except the overlay material) within the specified pay limits as specified by this note and as shown on the attached detail drawings.

- B. Armored Edge for Concrete.** Payment at the contract unit price per linear foot is full compensation for removing specified existing materials, furnishing and installing the new armored edges, concrete and all incidental items necessary to complete the work (except the overlay material) within the specified pay limits as specified by this note and as shown on the attached detail drawings.
- C. Steel Reinforcement.** See Section 602.

SPECIAL NOTE FOR ELIMINATING TRANSVERSE JOINTS ON BRIDGES

This Special Note will apply where indicated on the plans or in the proposal. Section references herein are to the Department's 2012 Standard Specifications for Road and Bridge Construction.

I. DESCRIPTION. Remove existing concrete and existing joint material to eliminate the transverse joint. Install additional reinforcing steel and place concrete.

II. MATERIALS.

A. Class "M" Concrete. Use either "M1" or "M2". See Section 601.

B. Steel Reinforcement. Use Grade 60. See Section 602.

C. Epoxy Bond Coat. See Section 511.

III. EQUIPMENT.

A. Hammer. Provide Power driven Hammers lighter than nominal 45 lb. class.

B. Sawing Equipment. Sawing equipment shall be a concrete saw capable of sawing concrete to the specified depth.

C. Hydraulic Impact Equipment. Hydraulic Impact/Skid Steer Type Equipment with a maximum rated striking Energy of 360 ft-lbs are permitted only in areas of concrete removal more than 6 inches away from boundaries of surface areas to remain in service. The Contractor is to provide data information to the engineer on the equipment they wish to utilize to ensure compliance with this note.

IV. CONSTRUCTION.

A. Remove Existing Materials. Remove the existing transverse joints, joint filler, and specified areas of concrete as shown on the plans or as directed by the Engineer. Clean and leave all existing steel reinforcement encountered in place. Damaged steel reinforcement will be repaired/replaced as directed by the Engineer at no additional cost to the Department. Dispose of all removed material entirely away from the job site. This work is incidental to the contract unit price for "Eliminate Transverse Joint".

B. Additional Steel Reinforcement. Furnish for this work steel reinforcing bars as shown on the plans. Splice these bars to the existing longitudinal reinforcement in the deck and curb/sidewalk in the areas of removed concrete to tie the slabs together as shown on the plans. Ensure that all exposed steel reinforcement is tied in accordance with Section 602.03.04 prior to pouring the new Class "M" concrete.

C. Place New Concrete. Blast clean all areas of existing concrete and structural steel to come in contact with new concrete until free of all laitance and deleterious substances immediately prior to the placement of the Class "M" Concrete. The surface areas of existing concrete to come in contact with the new Class "M" Concrete are to be coated with an epoxy bond coat immediately prior to placing new concrete in accordance with Section 511. The interfaces of the new and old concrete shall be as nearly vertical and horizontal as possible.

Place new Class "M" Concrete to the specified grade and finish to receive the new overlay or as shown on the plans. On the sidewalk and curb, place the new concrete to original grade and finish to match the existing curb/sidewalk.

V. MEASUREMENT.

- A. Eliminate Transverse Joint.** The Department will measure the quantity in linear feet from plinth to plinth perpendicular to the centerline of the bridge.
- B. Steel Reinforcement.** See Section 602.

VI. PAYMENT.

- A. Eliminate Transverse Joint.** Payment at the contract unit price per linear foot is full compensation for furnishing equipment, labor, tools and materials needed to complete removal and disposal of the specified existing materials, cleaning and straightening of existing steel reinforcement, furnishing and installing the concrete, and all incidental items necessary to complete the work (except the overlay material if specified elsewhere in the contract) within the specified pay limits as indicated on the drawings.
- B. Steel Reinforcement.** See Section 602.

SPECIAL NOTE FOR USE OF HYDRODEMOLITION METHOD

To be used if the Contractor chooses to use Hydrodemolition method to complete partial and full depth removal. Also see Section 606.03.03.

Description

This work consists of bridge surface deck preparation using Hydrodemolition to provide a uniform depth, highly bondable surface and to remove all variable depth, unsound material. This item also includes the removal and disposal of all concrete and debris, vacuuming, shielding, water control, additional jack hammering and all other aspects of work necessary to prepare the deck for the placement of the new latex modified concrete overlay.

Equipment

Sawing Equipment. Sawing equipment shall be a concrete saw capable of sawing concrete to the specified depth.

Mechanical Scarifying Equipment. The scarifying equipment shall be a power operated mechanical scarifier capable of uniformly scarifying or removing the old concrete or asphalt wearing surface from the bridge deck to the depths required in the plans or as directed by the Engineer. The equipment shall be self-propelled with sufficient power, traction and stability to maintain accurate depth of cut and slope. The equipment shall be capable of accurately and automatically establishing profile grades along each edge of the machine by referencing the existing bridge deck by means of a ski or matching shoe, or from an independent grade control; in addition, it shall be equipped with an integral loading means to remove the material being cut from the bridge deck and to discharge the cuttings into a truck all in a single operation.

Hydro-Demolition Equipment. The Hydrodemolition equipment shall consist of a filtering and pumping unit operating with a self-propelled computerized robot that utilizes a high pressure water jet capable of removing concrete to the depth specified on the plans or as directed by the Engineer and be capable of removing rust and concrete particles from reinforcing steel. The equipment shall provide a rough and bondable surface and remove all unsound concrete during the initial pass. The minimum water usage shall be 43 gal/min operating at 13,000 psi minimum.

Vacuum Cleanup Equipment. The vacuum cleanup equipment shall be equipped with fugitive dust control devices and be capable of removing wet debris and water all in the same pass. Provide equipment capable of washing the deck with pressurized water prior to the vacuum operation to dislodge all debris and slurry from the deck surface.

Hand Held Blast Cleaning Equipment. Hand held blast shall be either sand or water as necessary to expose fine and coarse aggregates; thoroughly clean all exposed reinforcing steel; and remove any unsound concrete or laitance layers from the proposed concrete overlay surface. If sand blasting equipment is utilized, the equipment shall have oil traps. If water blasting equipment is utilized, the equipment must be capable of delivering a minimum of 5,000 psi.

Power Driven Hand Tools. Power driven hand tools and jackhammers will be permitted, but shall not be heavier than the nominal 35 lb class. Chipping hammers shall not be heavier than the nominal 15 lb class. Only hand chipping tools shall be used when removing concrete within 1 in. of reinforcing steel. Mechanically driven tools shall be operated at a maximum angle of 45 degrees from the bridge floor surface.

Construction Methods

General: Perform Hydrodemolition surface preparation over the entire top surface of the reinforced concrete bridge deck to provide a rough and bondable surface and to remove all unsound concrete during the initial Hydrodemolition surface preparation pass. The use of hand chipping tools, either hand or mechanically driven, shall be limited to trim work and areas inaccessible or inconvenient for the hydro-demolition equipment.

Description: This work shall consist of furnishing the necessary labor, materials and equipment to completely remove the top surface of the Portland cement concrete bridge deck surface in accordance with these Specifications and in reasonably close conformity with the grades, thickness, or sections shown on the Plans or as directed by the Engineer. This work shall include the removal of patches other than sound Portland cement concrete and all loose and unsound concrete by Hydrodemolition; preparation of the sound existing concrete surface; removal, forming and concrete for full depth repairs; blast cleaning or high pressure water cleaning the existing deck prior to placement of the modified concrete overlay; and all other operations necessary to complete this work according to these specifications and to the satisfaction of the Engineer.

Preparation of Existing Deck

No operations without reasonably available engineering controls that limit fugitive dust will be acceptable.

The Contractor shall be aware that there are federal, state, regional, and local government agencies that have requirements regarding the control of fugitive dust generated by concrete removal and blasting operations.

The Contractor is responsible for protecting traffic traveling adjacent to and under the work zone while removing bridge deck concrete.

Where the deck is sound for less than one third of its original depth, the concrete shall be removed full depth for limited areas as designated by the Engineer. Full depth repairs shall be completed as specified for Full Depth Repair.

Removal of Existing Asphaltic Concrete Overlays

If an existing asphaltic concrete overlay is present upon the original bridge deck surface to be prepared by Hydrodemolition, the overlay and any waterproofing material that was part of the deck must be removed, and the bridge deck cleaned, prior to commencement of the Hydrodemolition operation. The Contractor may utilize conventional scarifying equipment conforming to these specifications to remove the existing bituminous overlay and waterproofing material from the original bridge deck. Acceptable depth of scarification shall be the overlay and waterproofing material thickness plus $\frac{1}{4}$ " below the original bridge deck surface. Additional removal depth of existing deck concrete is permitted by mechanical scarification provided. Total surface Hydrodemolition is used to provide a highly bondable surface and to remove partial depth deteriorated concrete.

If the use of mechanical scarifying equipment results in the snagging of the top mat of steel reinforcement, the scarifying equipment shall be immediately stopped and the depth of removal adjusted. Damaged or dislodged reinforcing steel shall be repaired or replaced at the Contractor's expense. Replacement shall include the removal of any additional concrete required to position the new reinforcing steel at the correct height and required lap splice lengths.

Removal of Existing Modified Concrete Overlays

If an existing modified concrete overlay is present upon the original bridge deck surface to be prepared by Hydrodemolition, the overlay material that was part of the deck must be removed, and the bridge deck cleaned, prior to commencement of the Hydrodemolition operation. The Contractor may utilize conventional scarifying equipment conforming to these specifications to remove the existing concrete overlay from the original bridge deck. Acceptable depth of scarification shall be the overlay thickness plus $\frac{1}{4}$ " below the original bridge deck surface. Additional removal depth of existing deck concrete is permitted by mechanical scarification provided. Total surface Hydrodemolition is used to provide a highly bondable surface and to remove partial depth deteriorated concrete.

Existing overlay material which is sound and bonded may be left in patch areas with approval of the Project Engineer. If determined the existing patches are to be removed, jackhammers, not to be heavier than the nominal 35 lb class shall be used to remove debonded areas.

If the use of mechanical scarifying equipment results in the snagging of the top mat of steel reinforcement, the scarifying equipment shall be immediately stopped and the depth of removal adjusted. Damaged or dislodged reinforcing steel shall be repaired or replaced at the Contractor's expense. Replacement shall include the removal of any additional concrete.

Bridge Decks with No Existing Concrete Overlay

If Hydrodemolition is to be performed on an original bridge deck surface without a bituminous or concrete bridge deck overlay, the Contractor may use mechanical scarification equipment conforming to these specifications to remove an initial portion of the hydro-demolition depth. The scarification depth shall be $\frac{1}{4}$ ". Total surface Hydrodemolition is used to provide a highly bondable surface and to remove partial depth deteriorated concrete.

If the use of mechanical scarifying equipment results in the snagging of the top mat of steel reinforcement, the scarifying equipment shall be immediately stopped and the depth of removal adjusted. Damaged or dislodged reinforcing steel shall be repaired or replaced at the Contractor's expense. Replacement shall include the removal of any additional concrete required to position the new reinforcing steel at the correct height and required lap splice lengths.

Concrete Removal by Hydro-Demolition

General: The total surface area of the reinforced concrete bridge deck shall be completely prepared by Hydrodemolition as necessary to provide a highly roughened and bondable surface prior to placement of the proposed bridge deck overlay while removing any deteriorated and unsound concrete in the initial pass. Unsound concrete is defined as existing bridge deck concrete that is deteriorated, spalled, or determined by the engineer to be unsound.

With the use of Hydrodemolition surface preparation, the requirement to provide a minimum ¼" clearance around all reinforcing bars that are more than ½" diameter exposed is waived, providing that the existing concrete is sound. The amount of steel exposed shall be kept to a minimum.

Damaged or dislodged reinforcing steel shall be repaired or replaced at the Contractor's expense. Replacement shall include the removal of any additional concrete required to position the new reinforcing steel at the correct height and to provide the required lap splice lengths as required.

Calibration: Prior to commencement of the Hydrodemolition removal operation, the Hydrodemolition equipment shall be calibrated on an existing sound concrete surface as designated by the Engineer. The calibration area shall be a minimum of 7 feet wide by 7 feet long to demonstrate the desired result of this specification.

Move the Hydrodemolition equipment to a second area (7'x7') that is unsound as designated by the Engineer to demonstrate the desired result of this specification which is providing a highly rough and bondable surface and removing all unsound concrete during the initial pass is being achieved.

The Engineer shall verify the following settings:

1. Water pressure gauge (13,000 psi minimum)
2. Machine staging control (step)
3. Nozzle size
4. Nozzle speed (travel)
5. Depth of removal
6. Minimum water usage (43 gallons per minute)

During the Hydrodemolition operations of any or all of the above settings may be modified in order to achieve removal of all unsound concrete and to provide a highly bondable surface. The settings may be changed by the Contractor to achieve total removal of unsound concrete, but the Engineer must be notified of all changes. The Engineer may change any or all of the settings in order to achieve the desired results with Hydrodemolition. The removals and depth shall be verified, as necessary, and at least every

30 feet along the cutting path. The readings shall be documented and, if necessary, the equipment re-calibrated to insure the Hydrodemolition process achieves the desired results and removal of unsound concrete.

Calibration shall be required on each structure; each time Hydrodemolition is performed and as required to achieve the results specified by the plan.

Debris and Fluid Containment: Prior to commencement of the Hydrodemolition operation, the Contractor shall submit a plan for approval to the engineer for control and filtering of all water discharged during operation. The Contractor, at a minimum, shall block all drains on the deck and install aggregate dams every 150 feet; 6 inches high by 1 foot wide minimum, to strain runoff. The deck shall be used as a settlement basin within itself unless an alternate method of water control, satisfactory to the Engineer and meeting the environmental requirements of any associated Regulatory Agency, is required.

The Contractor shall provide shielding, as necessary, to insure containment of all dislodged concrete within the removal area in order to protect the public from flying debris both on and under the work site.

Cleaning

Cleaning shall be performed with a vacuum system capable of removing wet debris and water all in the same pass. The vacuum equipment shall be capable of washing the deck with pressurized water prior to the vacuum operation to dislodge all debris and slurry from the deck surface. Cleaning shall be done in a timely manner, before debris and water is allowed to dry on the deck surface.

Resounding

After the Hydrodemolition operation has completed the removal, and the deck is cleaned and allowed to dry, the deck shall be resounded to assure that the all unsound concrete deck material has been removed. The final sounding of the deck shall be done by the Engineer and shall be performed only when the entire deck is completely dry. In no case shall the final sounding be made unless the deck is dry and frost-free. Final sounding shall consist of as many successive resounding as required to ensure that all deteriorated and fractured concrete has been removed. Additional removal shall be performed with 35 lb maximum weight jackhammers operated at an angle of no more than 45 degrees from horizontal. Aerosol spray paint for outlining and sounding chains shall be provided by the Contractor.

Full Depth Repair

Where the deck is sound for less than one third of its original depth, the concrete shall be removed full depth except for limited areas as may be designated by the Engineer. Forms shall be provided to support concrete placed in full depth repair areas. The forms for areas of up to 4 square feet may be suspended from wires from the reinforcing steel. For areas greater than 4 square feet, the forms shall be suspended from the primary members of the superstructure or by shoring below. Areas of full depth repair shall have the concrete faces and reinforcing steel cleaned. Only those areas marked in the field by the Engineer as full depth repair will be paid for as full depth repair.

Preparation Prior to Overlay Placement

Vehicles other than approved construction equipment will not be permitted on those sections of the deck where Hydrodemolition has begun. Contamination of the deck by construction equipment or from any other source shall be prevented.

Method of Measurement

Wearing Course Removed Asphalt shall be measured as the actual square yards of the existing asphalt wearing course and waterproofing material removed and shall include all labor, materials and equipment required to complete the work.

Existing Modified Concrete Overlay Removed shall be measured as the actual square yards of the existing concrete overlay removed and shall include all labor, materials and equipment required to complete the work.

Surface Preparation Using Hydrodemolition shall be measured as the actual deck area in square yards overlaid and shall include the costs of surface preparation, Hydrodemolition, ¼" (min.) milling into the original concrete bridge deck surface, removal of the surface preparation debris, cleaning, any incidental materials, and all labor and equipment as necessary to complete the work as described in this specification, but not specifically included in other items for payment.

Full Depth Repair when encountered on a bridge deck and marked in the field by the Engineer, full depth repair shall be paid for per Cubic Yard of Class M Concrete used.

Basis of Payment

Payment for completed and accepted quantities as measured above will be made at the contract price for one of the following:

Item	Unit	Description
24094EC	Cubic Yard	Partial Depth Patching
08510	Square yard	Rem Epoxy Bit Foreign Overlay

Removal of existing flexible (asphalt) concrete overlays and rigid modified concrete overlays are included as parts of this work if the above bid items are part of the project plans:

SPECIAL NOTE FOR CONTRACT COMPLETION DATE AND LIQUIDATED DAMAGES ON BRIDGE REPAIR CONTRACTS

- I. COMPLETION DATE.** The Contractor has the option of selecting the starting date for this Contract. Once selected, notify the Department in writing of the date selected at least two weeks prior to beginning work. All work is to be completed by July 31, 2013. An allotted number of Calendar days are assigned to each structure in this contract as shown below.

<u>STRUCTURE</u>	<u>NO. OF CALENDAR DAYS</u>	<u>COMPLETION DATE</u>
047B00071N	30	November 15, 2012
043B00001N	30	July 31, 2013

Contrary to Section 108.07.02, the Engineer will begin charging calendar days for a structure on the day the Contractor starts work or sets up traffic control on that particular structure.

- II. LIQUIDATED DAMAGES.** Liquidated damages will be assessed the Contractor in accordance with the Transportation Cabinet, Department of Highway's 2012 Standard Specifications for Road and Bridge Construction, Section 108.09, when either the allotted number of calendar days or the July 31, 2013 date is exceeded.

Contrary to the Standard Specifications, liquidated damages will be assessed the Contractor during the months of December, January, February and March when the contract time has expired on any individual bridge or bridges. Contract time will be charged during these months.

All construction must be completed in accordance with the weather limitations specified in Section 606 and/or Section 601 as applicable. No extension of Contract time will be granted due to inclement weather or temperature limitations that occur due to starting work on the Contract or a structure late in the construction season.

SPECIAL NOTE FOR TRAFFIC CONTROL ON BRIDGE REPAIR CONTRACTS

I. TRAFFIC CONTROL GENERAL

Except as provided herein, traffic shall be maintained in accordance with the 2012 Standard Specifications, Section 112. Except for the roadway and traffic control bid items listed, all items of work necessary to maintain and control traffic will be paid at the lump sum bid price to "Maintain and Control Traffic".

Contrary to Section 106.01, traffic control devices used on this project may be new or used in new condition, at the beginning of the work and maintained in like new condition until completion of the work.

II. TRAFFIC COORDINATOR

Furnish a Traffic Coordinator as per Section 112. The Traffic Coordinator shall inspect the project maintenance of traffic, at least three times daily, or as directed by the Engineer, during the Contractor's operations and at any time a lane closure is in place. The personnel shall have access on the project to a radio or telephone to be used in case of emergencies or accidents.

The Traffic Coordinator shall report all incidents throughout the work zone to the Engineer on the project. The Contractor shall furnish the name and telephone number where the Traffic Coordinator can be contacted at all times.

III. SIGNS

Contrary to Section 112.04.02, only long term signs (sign intended to be continuously in place for more than 3 days) will be measured for payment; short term signs (signs intended to be left in place for 3 days or less) will not be measured for payment but will be incidental to Maintain and Control Traffic.

The contractor is to install warning signs for wide loads in advance of the bridge under the direction of the Engineer. The Department will not measure installation, maintenance, or removal for payment, and will consider these incidentals to Maintain and Control Traffic.

IV. TEMPORARY PAVEMENT STRIPING

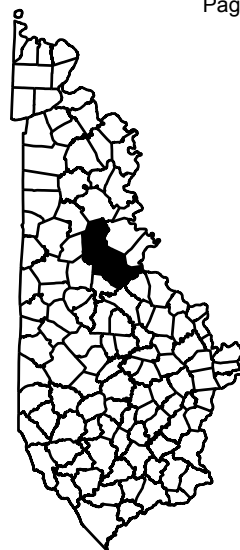
Skip lines and/or solid lines through the length of the tapers for lane closures and other striping as directed by the Engineer shall be temporarily covered with 6" black removable tape. Permanent removal of all other pavement striping for traffic control shall be considered incidental to Maintain and Control Traffic. Temporary pavement striping shall be paid only once per course in accordance with Section 112.04.07. The Contractor shall replace any temporary striping that becomes damaged or fails to adhere to the pavement before dark on the day of the notification. Liquidated damages shall be assessed to the Contractor at a rate of \$500 per day for failing to replace temporary striping within this time limit.

V. PROJECT PHASING & CONSTRUCTION PROCEDURES

Maintain one lane of traffic during construction in accordance with Standard Drawing No. TTC-110 for lane closures, and the attached detail drawing. The minimum clear lane width required is 12'-0".

VI. TEMPORARY SIGNAL

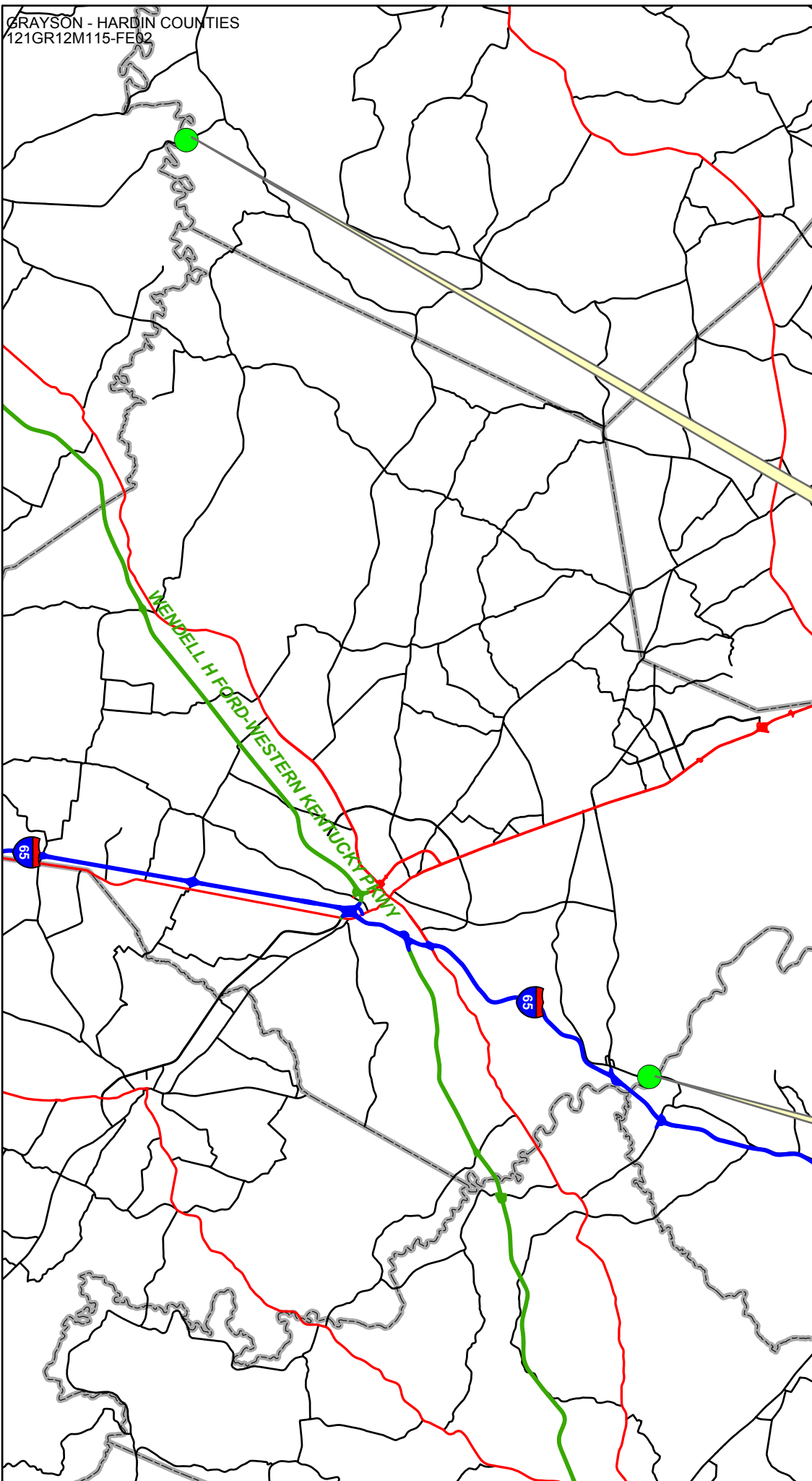
Provide, install, and maintain a temporary 2 phase traffic signal. The Contractor must provide a 24-hour contact person and number available to maintain the temporary signals as needed.



GRAYSON & HARDIN COUNTIES

BRIDGE 043B00001N
KY 259 OVER ROUGH RIVER
GRAYSON-BRECKINRIDGE COUNTY LINE
LatDD=37.5919, LonDD=-86.3296

BRIDGE 047B00071N
KY 434 OVER ROLLING FORK RIVER
BULLITT-HARDIN COUNTY LINE
LatDD=37.8227, LonDD=-85.7479



MATERIAL SUMMARY

CONTRACT ID: 122929

FE02 043 0259 B00001N
KY 259 OVER ROUGH RIVER GRAYSON-BRECKINRIDGE COUNTY LINE

PES NO: MB04302591201

LINE NO	BID CODE	DESCRIPTION	QUANTITY	UNIT
0040	02562	SIGNS	149.00	SQFT
0010	02650	MAINTAIN & CONTROL TRAFFIC APPLIES TO 043B00001N	1.00	LS
0020	02653	LANE CLOSURE	2.00	EACH
0144	03298	EXPAN JOINT REPLACE 4 IN	52.00	LF
0130	03299	ARMORED EDGE FOR CONCRETE	52.00	LF
0145	03300	ELIMINATE TRANSVERSE JOINT	279.00	LF
0160	03304	BRIDGE OVERLAY APPROACH PAVEMENT	289.00	SQYD
0030	04933	TEMP SIGNAL 2 PHASE	1.00	EACH
0172	06514	PAVE STRIPING-PERM PAINT-4 IN	333.00	LF
0050	06549	PAVE STRIPING-TEMP REM TAPE-B	500.00	LF
0060	06550	PAVE STRIPING-TEMP REM TAPE-W	1,000.00	LF
0070	06551	PAVE STRIPING-TEMP REM TAPE-Y	2,000.00	LF
0161	06554	PAVE STRIPING-DUR TY 1-4 IN W	832.00	LF
0162	06555	PAVE STRIPING-DUR TY 1-4 IN Y	553.00	LF
0120	08150	STEEL REINFORCEMENT	2,973.00	LB
0150	08504	EPOXY SAND SLURRY	403.00	SQYD
0080	08510	REM EPOXY BIT FOREIGN OVERLAY	1,208.00	SQYD
0115	08526	CONC CLASS M FULL DEPTH PATCH	7.15	CUYD
0100	08534	CONCRETE OVERLAY-LATEX	50.30	CUYD
0090	08549	BLAST CLEANING	1,610.00	SQYD
0110	24094EC	PARTIAL DEPTH PATCHING	37.70	CUYD
0200	02569	DEMOBILIZATION	1.00	LS

MATERIAL SUMMARY

CONTRACT ID: 122929

FE02 047 0434 B00071N
KY 434 OVER ROLLING FORK RIVER BULLITT-HARDIN COUNTY LINE

PES NO: MB04704341201

LINE NO	BID CODE	DESCRIPTION	QUANTITY	UNIT
0030	02562	SIGNS	149.00	SQFT
0010	02650	MAINTAIN & CONTROL TRAFFIC APPLIES TO 047B00071N	1.00	LS
0020	02653	LANE CLOSURE	2.00	EACH
0140	03298	EXPAN JOINT REPLACE 4 IN	52.00	LF
0150	03299	ARMORED EDGE FOR CONCRETE	52.00	LF
0160	03300	ELIMINATE TRANSVERSE JOINT	155.00	LF
0170	03302	REPAIR CONCRETE CURB	90.00	LF
0180	03304	BRIDGE OVERLAY APPROACH PAVEMENT	289.00	SQYD
0190	04933	TEMP SIGNAL 2 PHASE	1.00	EACH
0210	06514	PAVE STRIPING-PERM PAINT-4 IN	233.00	LF
0220	06549	PAVE STRIPING-TEMP REM TAPE-B	100.00	LF
0230	06550	PAVE STRIPING-TEMP REM TAPE-W	1,000.00	LF
0240	06551	PAVE STRIPING-TEMP REM TAPE-Y	2,000.00	LF
0340	06554	PAVE STRIPING-DUR TY 1-4 IN W	1,184.00	LF
0330	06555	PAVE STRIPING-DUR TY 1-4 IN Y	198.00	LF
0250	08150	STEEL REINFORCEMENT	2,037.40	LB
0260	08504	EPOXY SAND SLURRY	570.00	SQYD
0270	08510	REM EPOXY BIT FOREIGN OVERLAY	1,710.00	SQYD
0280	08526	CONC CLASS M FULL DEPTH PATCH	8.00	CUYD
0290	08534	CONCRETE OVERLAY-LATEX	71.30	CUYD
0310	08549	BLAST CLEANING	2,280.00	SQYD
0350	23428EC	CONCRETE PATCHING REPAIR	60.00	CUFT
0400	02569	DEMOBILIZATION	1.00	LS

043B00001N

120' - 170' - 120' CONTINUOUS SPAN WELDED STEEL GIRDERS,

418' TOTAL LENGTH - NO SKEW


TO LEITCHFIELD
→

→
TO HARDINSBURG

ELIMINATE TRANSVERSE
JOINT (TYP) 9 TOTAL

INSTALL 4" PREFORMED
STRIP SEAL &
ARMORED EDGE

INSTALL 4" PREFORMED
STRIP SEAL &
ARMORED EDGE



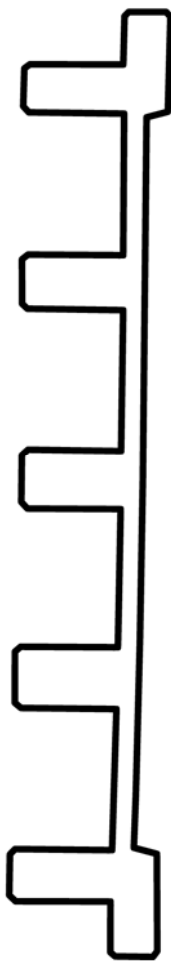
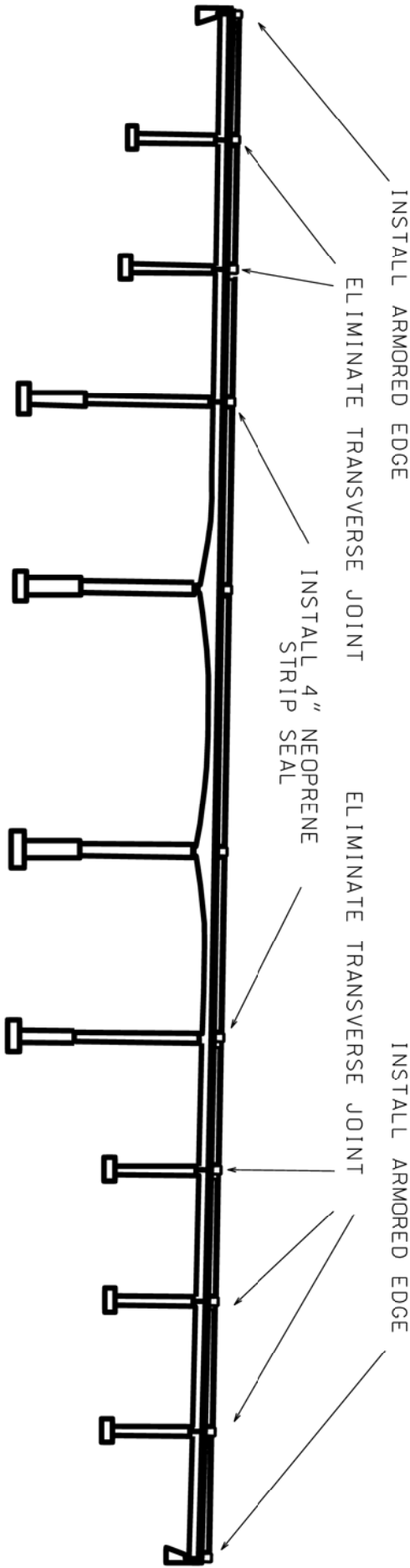
26' CURB TO CURB

047B00071N

7 50'-0" RCDC SIMPLE SPANS, 1 242'-0" RCDC CONTINUOUS SPAN
592' TOTAL LENGTH - NO SKEW

TO US 31W

TO SHEPARDSVILLE

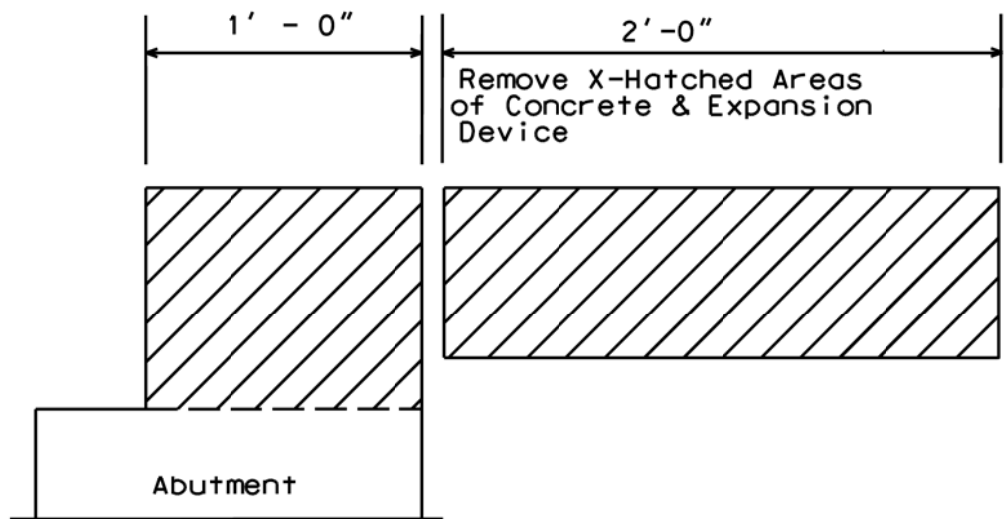


26' CURB TO CURB

043B000001N

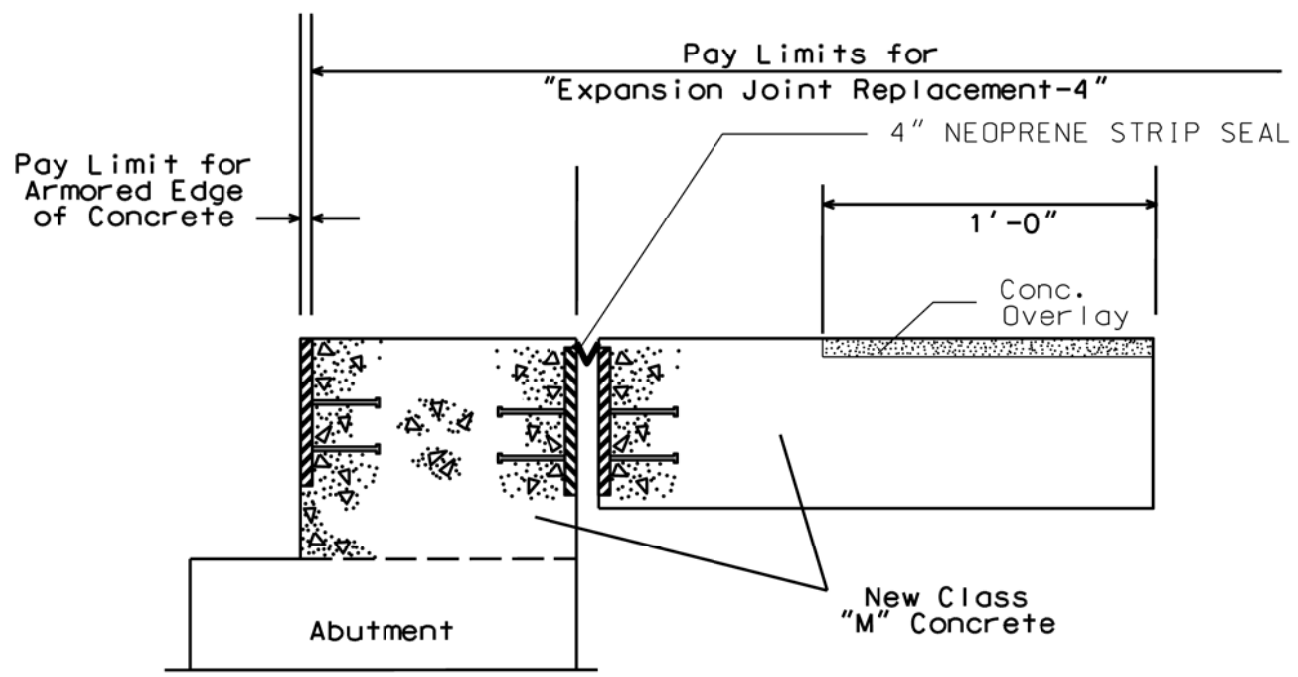
EXPANSION DAM DETAIL

Abutments #1 and #2



Clean & Leave
Steel Reinf.
in place.

EXISTING SECTION

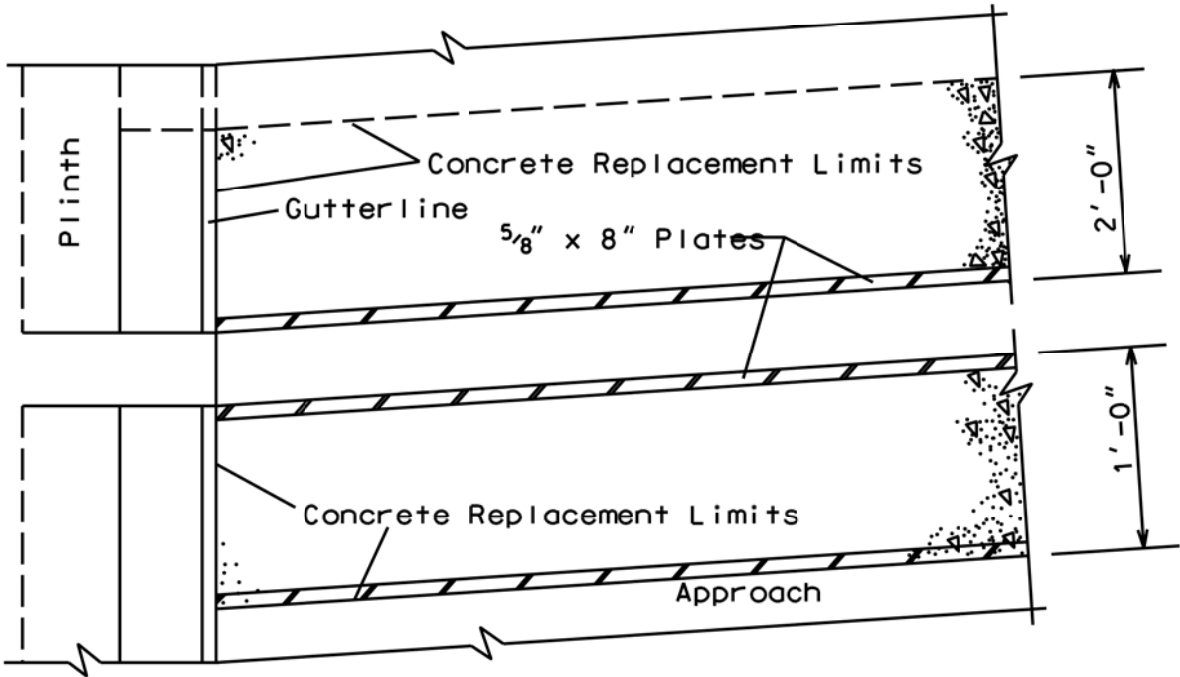


PROPOSED SECTION

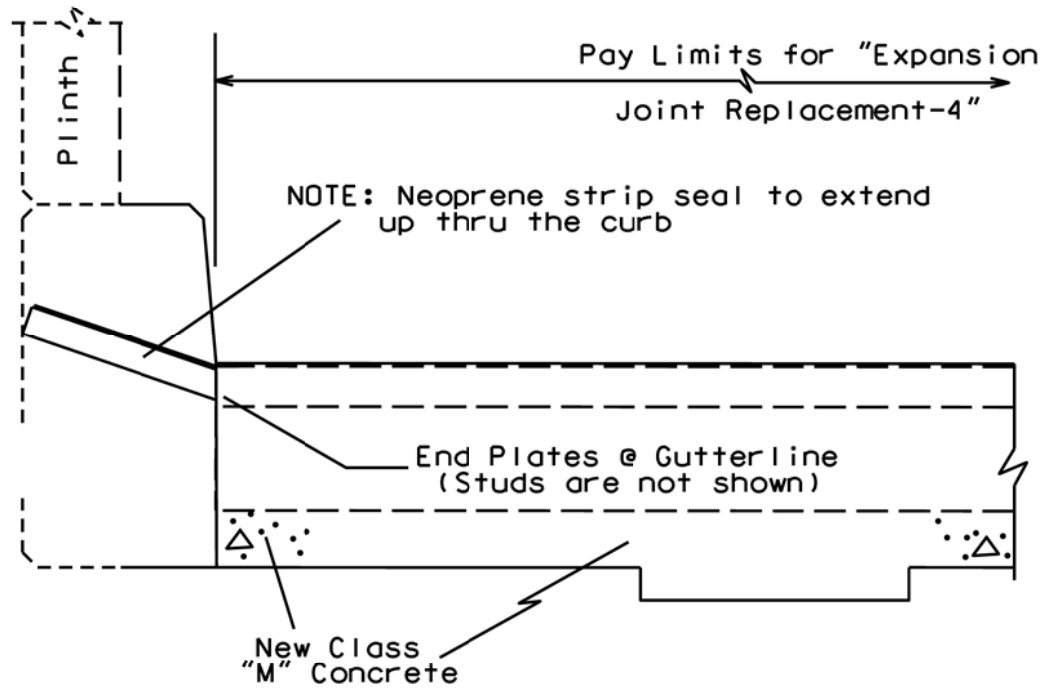
CURB SECTION

043B000001N

Abutments #1 and #2



PLAN VIEW @ CURB

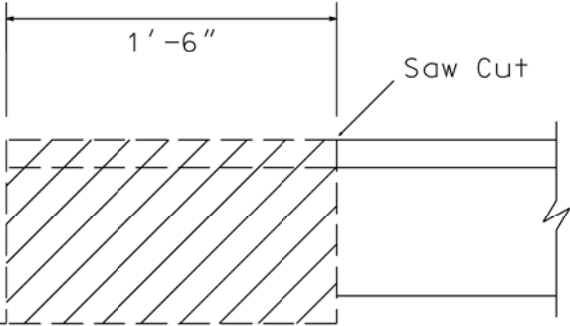


PROPOSED SECTION @ CURB

ARMORED EDGE DETAIL

047B00071N

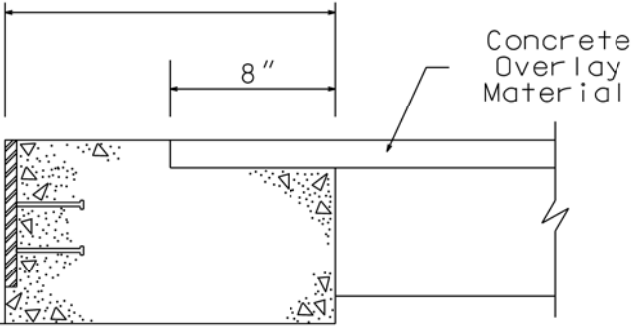
Remove X-Hatched Areas of
Concrete & Expansion Device



EXISTING SECTION

Pay Limits for "Armored
Edge Replacement"

See Standard
Drawing
BJE-001-11

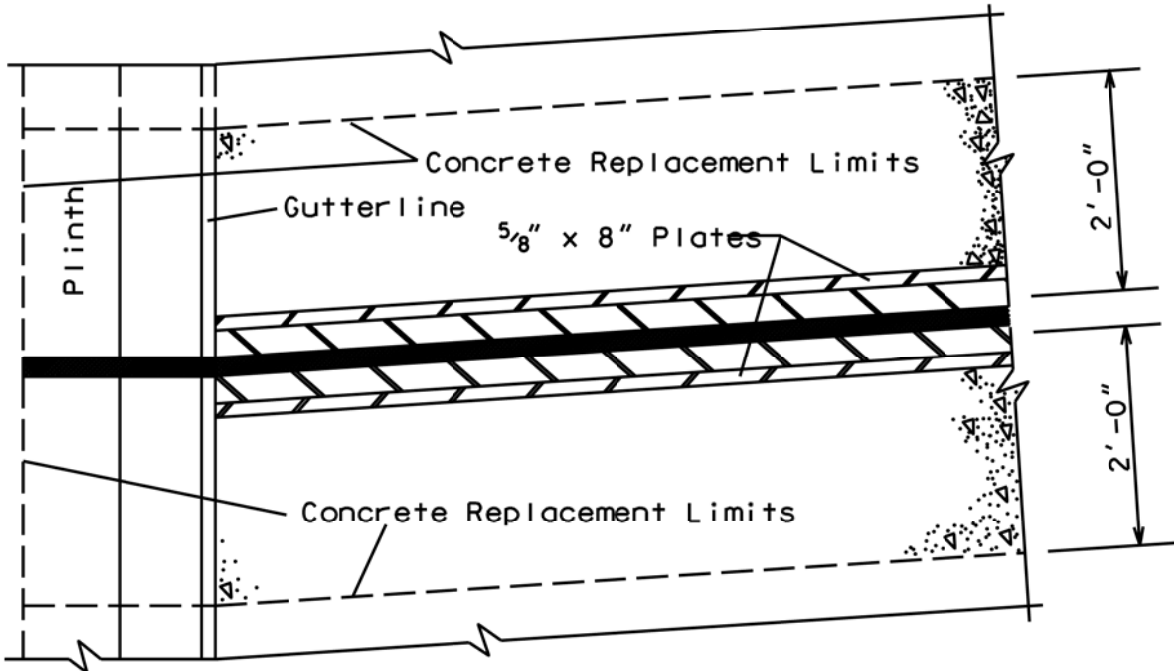


PROPOSED SECTION

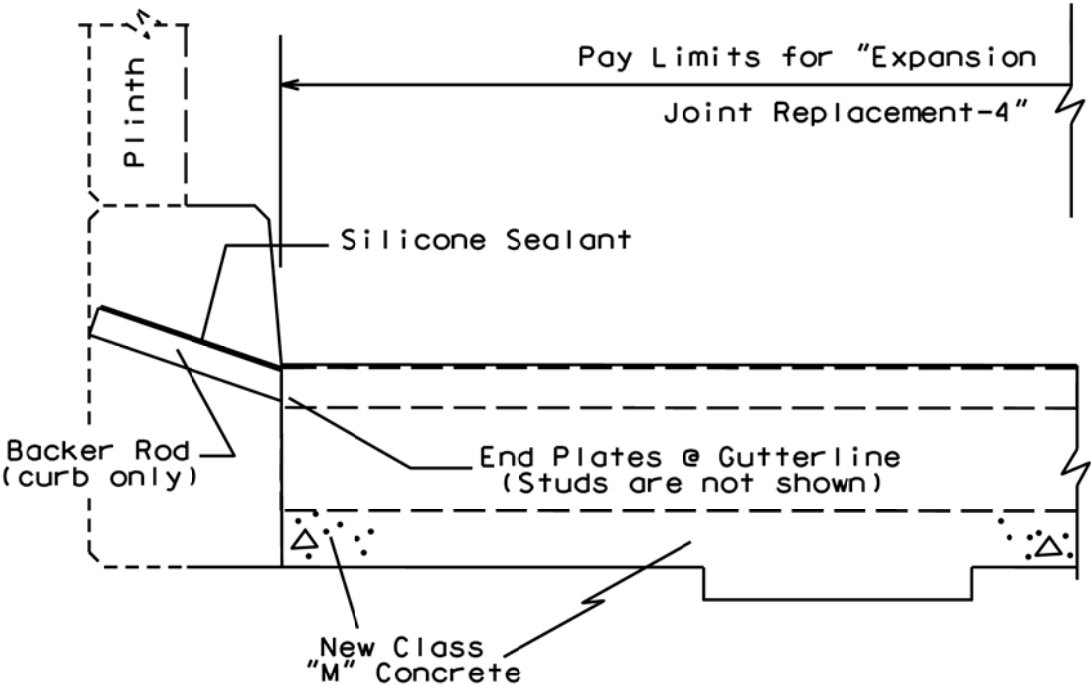
047B00071N

CURB SECTION

Expansion Joint Replacement-4" at piers



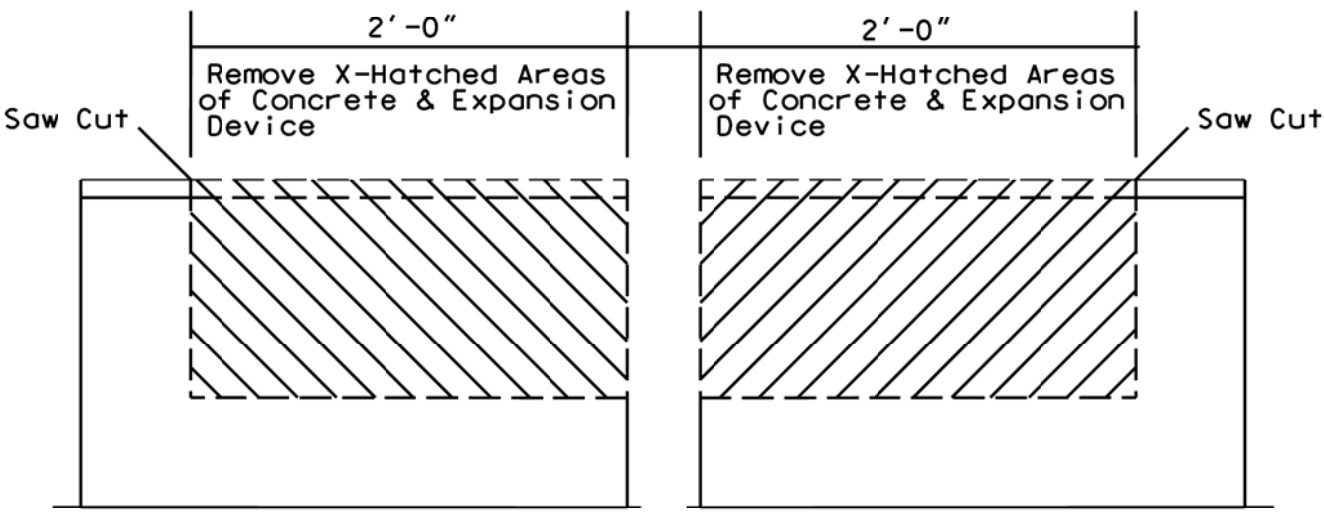
PLAN VIEW @ CURB



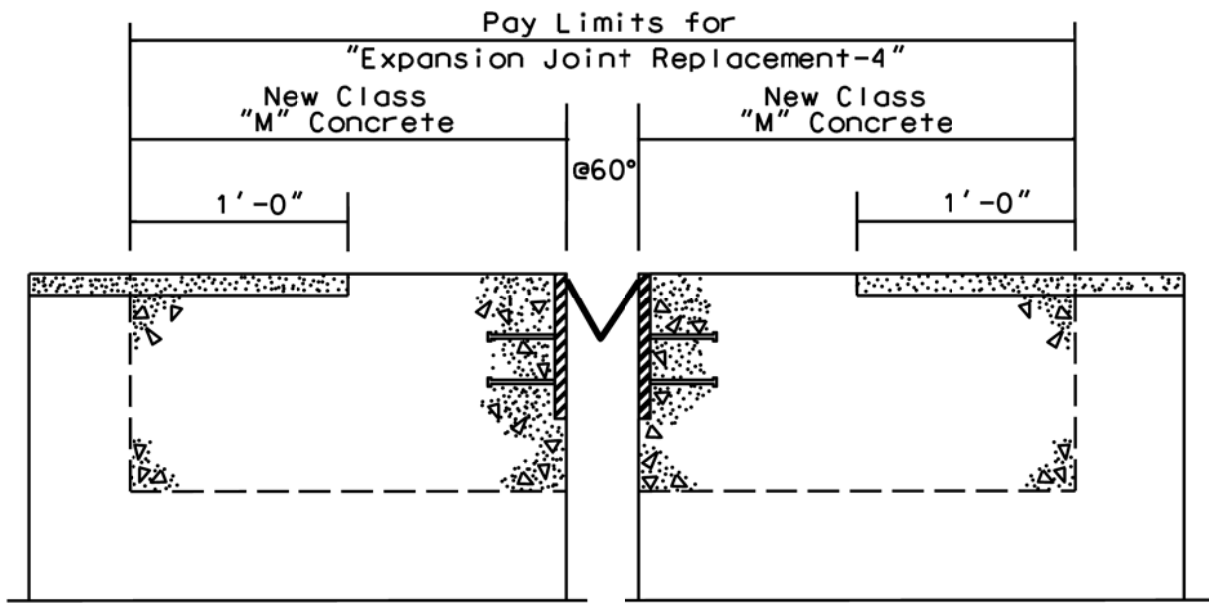
PROPOSED SECTION @ CURB

047B00071N

EXPANSION DAM DETAIL
Expansion Joint Replacement-4" at piers



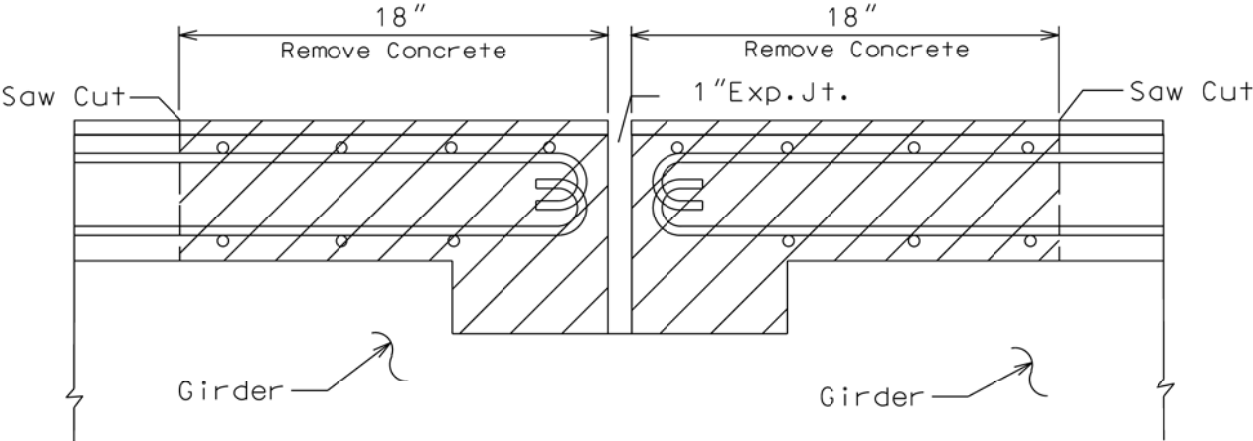
EXISTING SECTION



PROPOSED SECTION

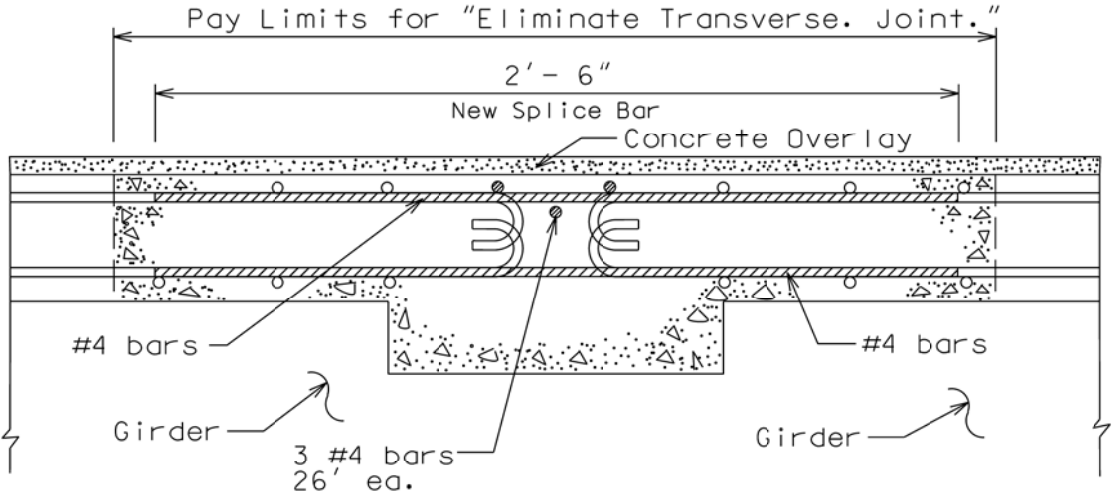
ELIMINATE TRANSVERSE
JOINT DETAIL

043B000001N
047B000071N



NOTE: Do not disturb existing
Steel Reinforcement

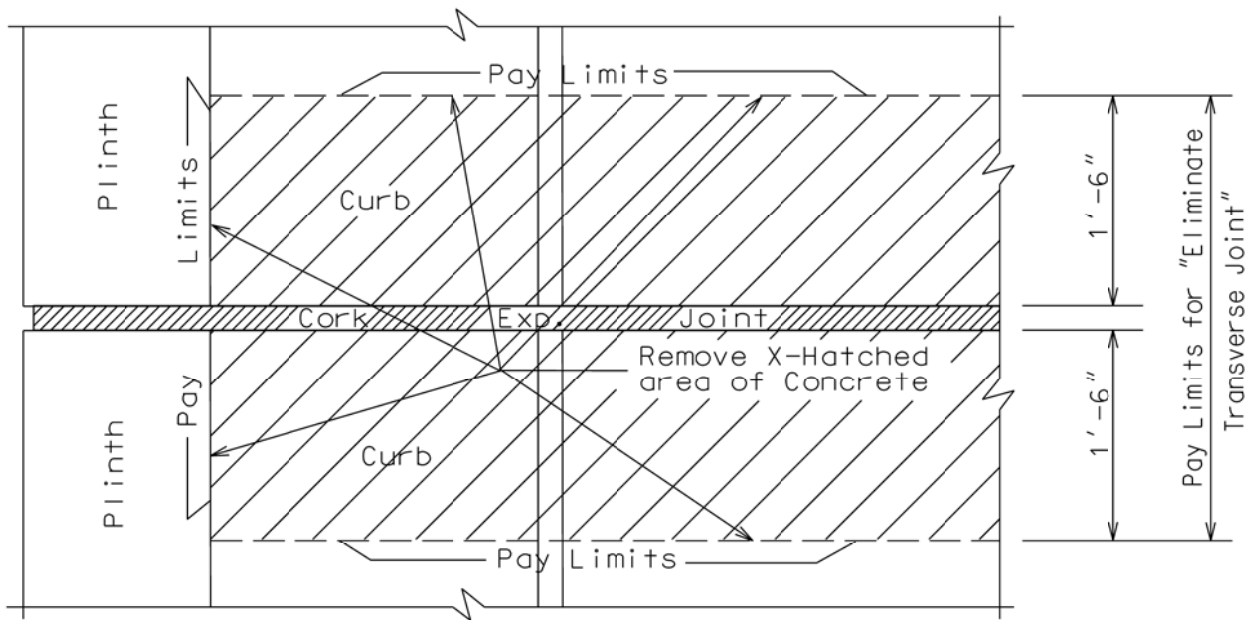
EXISTING SECTION
@ Transverse Joint



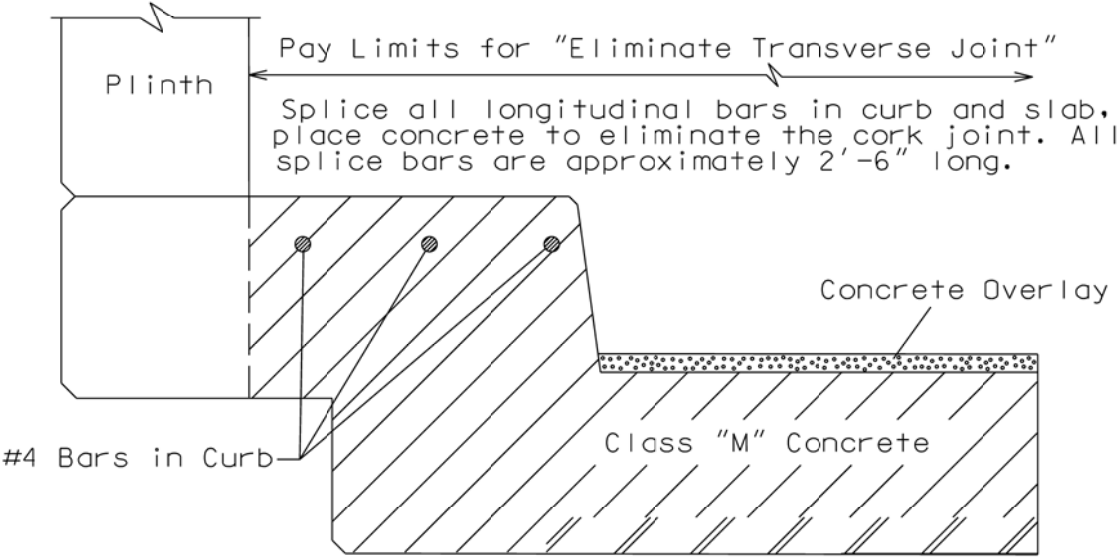
PROPOSED SECTION
@ Transverse Joint

ELIMINATE TRANSVERSE
JOINT DETAIL

043B000001N
047B000071N



EXISTING PLAN VIEW @ CURB



PROPOSED SECTION @ CURB

PART II

SPECIFICATIONS AND STANDARD DRAWINGS

SPECIFICATIONS REFERENCE

Any reference in the plans or proposal to previous editions of the *Standard Specifications for Road and Bridge Construction* and *Standard Drawings* are superseded by *Standard Specifications for Road and Bridge Construction, Edition of 2012* and *Standard Drawings, Edition of 2012 with the 2012 Revision*.

**Supplemental Specifications to the Standard Specifications for Road and
Bridge Construction, 2012 Edition**

(Effective with the August 17, 2012 Letting)

Subsection:	402.03.02 Contractor Quality Control and Department Acceptance.
Part:	D) Testing Responsibilities.
Number:	4) Density.
Revision:	Replace the second sentence of the Option A paragraph with the following: Perform coring by the end of the following work day.
Subsection:	606.03.17 Special Requirements for Latex Concrete Overlays.
Part:	A) Existing Bridges and New Structures.
Number:	1) Prewetting and Grout-Bond Coat.
Revision:	Add the following sentence to the last paragraph: Do not apply a grout-bond coat on bridge decks prepared by hydrodemolition.
Subsection:	609.03 Construction.
Revision:	Replace Subsection 609.03.01 with the following: 609.03.01 A) Swinging the Spans. Before placing concrete slabs on steel spans or precast concrete release the temporary erection supports under the bridge and swing the span free on its supports. 609.03.01 B) Lift Loops. Cut all lift loops flush with the top of the precast beam once the beam is placed in the final location and prior to placing steel reinforcement. At locations where lift loops are cut, paint the top of the beam with galvanized or epoxy paint.

TRAFFIC
~ *TEMPORARY* ~
TRAFFIC CONTROL

POST SPLICING DETAIL DEVICES TTD-110

MISCELLANEOUS STANDARDS

JOINTS

NEOPRENE EXPANSION DAMS AND ARMORED EDGES BJE-001-11

PART III

EMPLOYMENT, WAGE AND RECORD REQUIREMENTS

TRANSPORTATION CABINET DEPARTMENT OF HIGHWAYS

LABOR AND WAGE REQUIREMENTS APPLICABLE TO OTHER THAN FEDERAL-AID SYSTEM PROJECTS

- I. Application
- II. Nondiscrimination of Employees (KRS 344)
- III. Payment of Predetermined Minimum Wages
- IV. Statements and Payrolls

I. APPLICATION

1. These contract provisions shall apply to all work performed on the contract by the contractor with his own organization and with the assistance of workmen under his immediate superintendence and to all work performed on the contract by piecework, station work or by subcontract. The contractor's organization shall be construed to include only workmen employed and paid directly by the contractor and equipment owned or rented by him, with or without operators.

2. The contractor shall insert in each of his subcontracts all of the stipulations contained in these Required Provisions and such other stipulations as may be required.

3. A breach of any of the stipulations contained in these Required Provisions may be grounds for termination of the contract.

II. NONDISCRIMINATION OF EMPLOYEES

AN ACT OF THE KENTUCKY GENERAL ASSEMBLY TO PREVENT DISCRIMINATION IN EMPLOYMENT KRS CHAPTER 344 EFFECTIVE JUNE 16, 1972

The contract on this project, in accordance with KRS Chapter 344, provides that during the performance of this contract, the contractor agrees as follows:

1. The contractor shall not fail or refuse to hire, or shall not discharge any individual, or otherwise discriminate against an individual with respect to his compensation, terms, conditions, or privileges of employment, because of such individual's race, color, religion, national origin, sex, disability or age (between forty and seventy); or limit, segregate, or classify his employees in any way which would deprive or tend to deprive an individual of employment opportunities or otherwise adversely affect his status as an employee, because of such individual's race, color, religion, national origin, sex, disability or age (between forty and seventy). The contractor agrees to post in conspicuous places, available to employees and applicants for employment, notices to be provided setting forth the provisions of this nondiscrimination clause.

2. The contractor shall not print or publish or cause to be printed or published a notice or advertisement relating to employment by such an employer or membership in or any classification or referral for employment by the employment agency, indicating any preference, limitation, specification, or discrimination, based on race, color, religion, national origin, sex, disability or age (between forty and seventy), except that such notice or advertisement may indicate a preference, limitation, or specification based on religion, or national origin when religion, or national origin is a bona fide occupational qualification for employment.

3. If the contractor is in control of apprenticeship or other training or retraining, including on-the-job training programs, he shall not discriminate against an individual

because of his race, color, religion, national origin, sex, disability or age (between forty and seventy), in admission to, or employment in any program established to provide apprenticeship or other training.

4. The contractor will send to each labor union or representative of workers with which he has a collective bargaining agreement or other contract or understanding, a notice to be provided advising the said labor union or workers' representative of the contractor's commitments under this section, and shall post copies of the notice in conspicuous places available to employees and applicants for employment. The contractor will take such action with respect to any subcontract or purchase order as the administering agency may direct as a means of enforcing such provisions, including sanctions for non-compliance.

III. PAYMENT OF PREDETERMINED MINIMUM WAGES

1. These special provisions are supplemented elsewhere in the contract by special provisions which set forth certain predetermined minimum wage rates. The contractor shall pay not less than those rates.

2. The minimum wage determination schedule shall be posted by the contractor, in a manner prescribed by the Department of Highways, at the site of the work in prominent places where it can be easily seen by the workers.

IV. STATEMENTS AND PAYROLLS

1. All contractors and subcontractors affected by the terms of KRS 337.505 to 337.550 shall keep full and accurate payroll records covering all disbursements of wages to their employees to whom they are required to pay not less than the prevailing rate of wages. Payrolls and basic records relating thereto will be maintained during the course of the work and preserved for a period of one (1) year from the date of completion of this contract.

2. The payroll records shall contain the name, address and social security number of each employee, his correct classification, rate of pay, daily and weekly number of hours worked, itemized deductions made and actual wages paid.

3. The contractor shall make his daily records available at the project site for inspection by the State Department of Highways contracting office or his authorized representative.

Periodic investigations shall be conducted as required to assure compliance with the labor provisions of the contract. Interrogation of employees and officials of the contractor shall be permitted during working hours.

Aggrieved workers, Highway Managers, Assistant District Engineers, Resident Engineers and Project Engineers shall report all complaints and violations to the Division of Contract Procurement.

The contractor shall be notified in writing of apparent violations. The contractor may correct the reported violations and notify the Department of Highways of the action taken or may request an informal hearing. The request for hearing shall be in writing within ten (10) days after receipt of the notice of the reported violation. The contractor may submit

records and information which will aid in determining the true facts relating to the reported violations.

Any person or organization aggrieved by the action taken or the findings established as a result of an informal hearing by the Division of Contract Procurement may request a formal hearing.

4. The wages of labor shall be paid in legal tender of the United States, except that this condition will be considered satisfied if payment is made by a negotiable check, on a solvent bank, which may be cashed readily by the employee in the local community for the full amount, without discount or collection charges of any kind. Where checks are used for payments, the contractor shall make all necessary arrangements for them to be cashed and shall give information regarding such arrangements.

5. No fee of any kind shall be asked or accepted by the contractor or any of his agents from any person as a condition of employment on the project.

6. No laborers shall be charged for any tools used in performing their respective duties except for reasonably avoidable loss or damage thereto.

7. Every employee on the work covered by this contract shall be permitted to lodge, board, and trade where and with whom he elects and neither the contractor nor his agents, nor his employees shall directly or indirectly require as a condition of employment that an employee shall lodge, board or trade at a particular place or with a particular person.

8. Every employee on the project covered by this contract shall be an employee of either the prime contractor or an approved subcontractor.

9. No charge shall be made for any transportation furnished by the contractor or his agents to any person employed on the work.

10. No individual shall be employed as a laborer or mechanic on this contract except on a wage basis, but this shall not be construed to prohibit the rental of teams, trucks or other equipment from individuals.

No Covered employee may be employed on the work except in accordance with the classification set forth in the schedule mentioned above; provided, however, that in the event additional classifications are required, application shall be made by the contractor to the Department of Highways and (1) the Department shall request appropriate classifications and rates from the proper agency, or (2) if there is urgent need for additional classification to avoid undue delay in the work, the contractor may employ such workmen at rates deemed comparable to rates established for similar classifications provided he has made written application through the Department of Highways, addressed to the proper agency, for the supplemental rates. The contractor shall retroactively adjust, upon receipt of the supplemental rates schedule, the wages of any employee paid less than the established rate and may adjust the wages of any employee overpaid.

11. No contractor or subcontractor contracting for any part of the contract work which may require or involve the employment of laborers or mechanics shall require or permit any laborer or mechanic in any work-week in which he is employed on such work, to work in excess of eight hours in any calendar day or in excess of forty hours in such work-week unless such laborer or mechanic receives compensation at a rate not less than one and one half times his basic rate of pay for all hours worked in excess of eight hours in any calendar day or in excess of forty hours in such work-week. A laborer, workman or mechanic and an employer may enter into a written agreement or a collective bargaining agreement to work more than eight (8) hours a calendar day but not more than ten (10) hours a calendar day for the straight time hourly rate. This agreement shall be in writing and shall be executed prior to the employee working in excess of eight (8) hours, but not more than ten (10) hours, in any one (1) calendar day.

12. Payments to the contractor may be suspended or withheld due to failure of the contractor to pay any laborer or

mechanic employed or working on the site of the work, all or part of the wages required under the terms of the contract. The Department may suspend or withhold payments only after the contractor has been given written notice of the alleged violation and the contractor has failed to comply with the wage determination of the Department of Highways.

13. Contractors and subcontractors shall comply with the sections of Kentucky Revised Statutes, Chapter 337 relating to contracts for Public Works.

Revised 2-16-95

EXECUTIVE BRANCH CODE OF ETHICS

In the 1992 regular legislative session, the General Assembly passed and Governor Brereton Jones signed Senate Bill 63 (codified as KRS 11A), the Executive Branch Code of Ethics, which states, in part:

KRS 11A.040 (6) provides:

No present or former public servant shall, within six (6) months of following termination of his office or employment, accept employment, compensation or other economic benefit from any person or business that contracts or does business with the state in matters in which he was directly involved during his tenure. This provision shall not prohibit an individual from returning to the same business, firm, occupation, or profession in which he was involved prior to taking office or beginning his term of employment, provided that, for a period of six (6) months, he personally refrains from working on any matter in which he was directly involved in state government. This subsection shall not prohibit the performance of ministerial functions, including, but not limited to, filing tax returns, filing applications for permits or licenses, or filing incorporation papers.

KRS 11A.040 (8) states:

A former public servant shall not represent a person in a matter before a state agency in which the former public servant was directly involved, for a period of one (1) year after the latter of:

- a) The date of leaving office or termination of employment; or
- b) The date the term of office expires to which the public servant was elected.

This law is intended to promote public confidence in the integrity of state government and to declare as public policy the idea that state employees should view their work as a public trust and not as a way to obtain private benefits.

If you have worked for the executive branch of state government within the past six months, you may be subject to the law's prohibitions. The law's applicability may be different if you hold elected office or are contemplating representation of another before a state agency.

Also, if you are affiliated with a firm which does business with the state and which employs former state executive-branch employees, you should be aware that the law may apply to them.

In case of doubt, the law permits you to request an advisory opinion from the Executive Branch Ethics Commission, Room 136, Capitol Building, 700 Capitol Avenue, Frankfort, Kentucky 40601; telephone (502) 564-7954.

Kentucky Equal Employment Opportunity Act of 1978

The requirements of the Kentucky Equal Employment Opportunity Act of 1978 (KRS 45.560-45.640) shall apply to this Contract. The apparent low Bidder will be required to submit EEO forms to the Division of Construction Procurement, which will then forward to the Finance and Administration Cabinet for review and approval. No award will become effective until all forms are submitted and EEO/CC has certified compliance. The required EEO forms are as follows:

- EEO-1: Employer Information Report
- Affidavit of Intent to Comply
- Employee Data Sheet
- Subcontractor Report

These forms are available on the Finance and Administration's web page under ***Vendor Information, Standard Attachments and General Terms*** at the following address:
<https://www.eProcurement.ky.gov>.

Bidders currently certified as being in compliance by the Finance and Administration Cabinet may submit a copy of their approval letter in lieu of the referenced EEO forms.

For questions or assistance please contact the Finance and Administration Cabinet by email at **finance.contractcompliance@ky.gov** or by phone at 502-564-2874.

General Decision Number: KY120125 08/03/2012 KY125

Superseded General Decision Number: KY20100211

State: Kentucky

Construction Type: Highway

Counties: Anderson, Bath, Bourbon, Boyd, Boyle, Bracken, Breckinridge, Bullitt, Carroll, Carter, Clark, Elliott, Fayette, Fleming, Franklin, Gallatin, Grant, Grayson, Greenup, Hardin, Harrison, Henry, Jefferson, Jessamine, Larue, Lewis, Madison, Marion, Mason, Meade, Mercer, Montgomery, Nelson, Nicholas, Oldham, Owen, Robertson, Rowan, Scott, Shelby, Spencer, Trimble, Washington and Woodford Counties in Kentucky.

HIGHWAY CONSTRUCTION PROJECTS (excluding tunnels, building structures in rest area projects & railroad construction; bascule, suspension & spandrel arch bridges designed for commercial navigation, bridges involving marine construction; and other major bridges).

Modification Number	Publication Date
0	01/06/2012
1	01/13/2012
2	01/20/2012
3	04/13/2012
4	05/11/2012
5	05/25/2012
6	06/01/2012
7	06/22/2012
8	06/29/2012
9	07/13/2012
10	07/20/2012
11	08/03/2012

BRIN0004-003 06/01/2011

BRECKENRIDGE COUNTY

	Rates	Fringes
BRICKLAYER.....	\$ 24.11	10.07

BRKY0001-005 06/01/2011		

BULLITT, CARROLL, GRAYSON, HARDIN, HENRY, JEFFERSON, LARUE, MARION, MEADE, NELSON, OLDHAM, SHELBY, SPENCER, & TRIMBLE COUNTIES:

	Rates	Fringes
BRICKLAYER.....	\$ 24.11	10.07

BRKY0002-006 06/01/2011		

BRACKEN, GALLATIN, GRANT, MASON & ROBERTSON COUNTIES:

	Rates	Fringes
BRICKLAYER.....	\$ 26.57	10.26

BRKY0007-004 06/01/2011		

BOYD, CARTER, ELLIOT, FLEMING, GREENUP, LEWIS & ROWAN COUNTIES:

	Rates	Fringes
BRICKLAYER.....	\$ 28.29	16.80

BRKY0017-004 06/01/2009		

ANDERSON, BATH, BOURBON, BOYLE, CLARK, FAYETTE, FRANKLIN,
HARRISON, JESSAMINE, MADISON, MERCER, MONTGOMERY, NICHOLAS,
OWEN, SCOTT, WASHINGTON & WOODFORD COUNTIES:

	Rates	Fringes
BRICKLAYER.....	\$ 24.11	9.97

CARP0064-001 07/01/2012		

	Rates	Fringes
CARPENTER.....	\$ 26.40	13.91
Diver.....	\$ 39.98	13.91
PILEDRIVERMAN.....	\$ 26.65	13.91

ELEC0212-008 05/28/2012		

BRACKEN, GALLATIN and GRANT COUNTIES

	Rates	Fringes
ELECTRICIAN.....	\$ 26.11	14.77

ELEC0212-014 06/27/2011		

BRACKEN, GALLATIN & GRANT COUNTIES:

	Rates	Fringes
Sound & Communication Technician.....	\$ 21.55	8.46

ELEC0317-012 05/30/2012		

BOYD, CARTER, ELLIOT & ROWAN COUNTIES:

	Rates	Fringes
Electricians:		
Cable Splicer.....	\$ 32.68	18.13
Electrician.....	\$ 32.22	20.09

ELEC0369-007 05/30/2012		

ANDERSON, BATH, BOURBON, BOYLE, BRECKINRIDGE, BULLITT, CARROLL, CLARK, FAYETTE, FRAONKLIN, GRAYSON, HARDIN, HARRISON, HENRY, JEFFERSON, JESSAMINE, LARUE, MADISON, MARION, MEADE, MERCER, MONTGOMERY, NELSON, NICHOLAS, OLDHAM, OWEN, ROBERTSON, SCOTT, SHELBY, SPENCER, TRIMBLE, WASHINGTON, & WOODFORD COUNTIES:

	Rates	Fringes
ELECTRICIAN.....	\$ 29.32	13.78

ELEC0575-002 05/30/2011		

FLEMING, GREENUP, LEWIS & MASON COUNTIES:

	Rates	Fringes
ELECTRICIAN.....	\$ 30.69	13.32

ENGI0181-018 07/01/2011		

	Rates	Fringes
Operating Engineer:		
GROUP 1.....	\$ 26.50	13.00
GROUP 2.....	\$ 24.08	13.00
GROUP 3.....	\$ 24.46	13.00
GROUP 4.....	\$ 23.82	13.00

OPERATING ENGINEER CLASSIFICATIONS

GROUP 1 - A-Frame Winch Truck; Auto Patrol; Backfiller; Batcher Plant; Bituminous Paver; Bituminous Transfer Machine; Boom Cat; Bulldozer; Mechanic; Cableway; Carry-All Scoop; Carry Deck Crane; Central Compressor Plant; Cherry Picker; Clamshell; Concrete Mixer (21 cu. ft. or Over); Concrete Paver; Truck-Mounted Concrete Pump; Core Drill; Crane; Crusher Plant; Derrick; Derrick Boat; Ditching & Trenching Machine; Dragline; Dredge Operator; Dredge Engineer; Elevating Grader & Loaders; Grade-All; Gurries; Heavy Equipment Robotics Operator/Mechanic; High Lift; Hoe-Type Machine; Hoist (Two or More Drums); Hoisting Engine (Two or More Drums); Horizontal Directional Drill Operator; Hydrocrane; Hyster; KeCal Loader; LeTourneau; Locomotive; Mechanic; Mechanically Operated Laser Screed; Mechanic Welder; Mucking Machine; Motor Scraper; Orangepeel Bucket; Overhead Crane; Piledriver; Power Blade; Pumpcrete; Push Dozer; Rock Spreader, attached to equipment; Rotary Drill; Roller (Bituminous); Rough Terrain Crane; Scarifier; Scoopmobile; Shovel; Side Boom; Subgrader; Tailboom; Telescoping Type Forklift; Tow or Push Boat; Tower Crane (French, German & other types); Tractor Shovel; Truck Crane; Tunnel Mining Machines, including Moles, Shields or similar types of Tunnel Mining Equipment

GROUP 2 - Air Compressor (Over 900 cu. ft. per min.); Bituminous Mixer; Boom Type Tamping Machine; Bull Float; Concrete Mixer (Under 21 cu. ft.); Dredge Engineer; Electric Vibrator; Compactor/Self-Propelled Compactor;

Elevator (One Drum or Buck Hoist); Elevator (When used to Hoist Building Material); Finish Machine; Firemen & Hoist (One Drum); Flexplane; Forklift (Regardless of Lift Height); Form Grader; Joint Sealing Machine; Outboard Motor Boat; Power Sweeper (Riding Type); Roller (Rock); Ross Carrier; Skid Mounted or Trailer Mounted Concrete Pump; Skid Steer Machine with all Attachments; Switchman or Brakeman; Throttle Valve Person; Tractair & Road Widening Trencher; Tractor (50 H.P. or Over); Truck Crane Oiler; Tugger; Welding Machine; Well Points; & Whirley Oiler

GROUP 3 - All Off Road Material Handling Equipment; Greaser on Grease Facilities servicing Heavy Equipment

GROUP 4 - Bituminous Distributor; Burlap & Curing Machine; Cement Gun; Concrete Saw; Conveyor; Deckhand Oiler; Grout Pump; Hydraulic Post Driver; Hydro Seeder; Mud Jack; Oiler; Paving Joint Machine; Power Form Handling Equipment; Pump; Roller (Earth); Steerman; Tamping Machine; Tractor (Under 50 H.P.); & Vibrator

CRANES - with booms 150 ft. & Over (Including JIB), and where the length of the boom in combination with the length of the piling leads equals or exceeds 150 ft. - \$1.00 over Group 1 rate

EMPLOYEES ASSIGNED TO WORK BELOW GROUND LEVEL ARE TO BE PAID 10%

ABOVE BASIC WAGE RATE. THIS DOES NOT APPLY TO OPEN CUT WORK.

IRON0044-009 06/01/2012

BRACKEN, GALLATIN, GRANT, HARRISON, ROBERTSON,
BOURBON (Northern third, including Townships of Jackson, Millersburg, Ruddel Mills & Shawhan);
CARROLL (Eastern third, including the Township of Ghent);
FLEMING (Western part, excluding Townships of Beechburg, Colfax, Elizaville, Flemingsburg, Flemingsburg Junction, Foxport, Grange City, Hillsboro, Hilltop, Mount Carmel, Muses Mills, Nepton, Pecksridge, Plummers Landing, Plummers Mill, Poplar Plains, Ringos Mills, Tilton & Wallingford);
MASON (Western two-thirds, including Townships of Dover, Lewisburg, Mays Lick, Maysville, Minerva, Moranburg, Murphysville, Ripley, Sardis, Shannon, South Ripley & Washington);
NICHOLAS (Townships of Barefoot, Barterville, Carlisle, Ellisville, Headquarters, Henryville, Morningglory, Myers & Oakland Mills);
OWEN (Townships of Beechwood, Bromley, Fairbanks, Holbrook, Jonesville, Long Ridge, Lusby's Mill, New, New Columbus, New Liberty, Owenton, Poplar Grove, Rockdale, Sanders, Teresita & Wheatley);
SCOTT (Northern two-thirds, including Townships of Biddle, Davis, Delaplain, Elmville, Longlick, Muddy Ford, Oxford, Rogers Gap, Sadieville, Skinnersburg & Stonewall)

Rates Fringes

IRONWORKER

Fence Erector.....	\$ 22.50	15.10
Structural.....	\$ 24.80	15.10

IRON0070-006 06/01/2012

ANDERSON, BOYLE, BRECKINRIDGE, BULLITT, FAYETTE, FRANKLIN,
GRAYSON, HARDIN, HENRY, JEFFERSON, JESSAMINE, LARUE, MADISON,
MARION, MEADE, MERCER, NELSON, OLDHAM, SHELBY, SPENCER,
TRIMBLE, WASHINGTON & WOODFORD
BOURBON (Southern two-thirds, including Townships of Austerlity,
Centerville, Clintonville, Elizabeth, Hutchison, Littlerock,
North Middletown & Paris);
CARROLL (Western two-thirds, including Townships of Carrollton,
Easterday, English, Locust, Louis, Prestonville & Worthville);
CLARK (Western two-thirds, including Townships of Becknerville,
Flanagan, Ford, Pine Grove, Winchester & Wyandotte);
OWEN (Eastern eighth, including Townships of Glenmary, Gratz,
Monterey, Perry Park & Tacketts Mill);
SCOTT (Southern third, including Townships of Georgetown, Great
Crossing, Newtown, Stampling Ground & Woodlake);

	Rates	Fringes
IRONWORKER.....	\$ 26.34	18.58

* IRON0372-006 06/01/2012

BRACKEN, GALLATIN, GRANT, HARRISON and ROBERTSON
BOURBON (Northern third, including Townships of Jackson,
Millersburg, Ruddel Mills & Shawhan);
CARROLL (Eastern third, including the Township of Ghent);
FLEMING (Western part, Excluding Townships of Beechburg, Colfax,
Elizaville, Flemingsburg, Flemingsburg Junction, Foxport,
Grange City, Hillsboro, Hilltop, Mount Carmel, Muses Mills,
Nepton, Pecksridge, Plummers Landing, Plummers Mill, Poplar
Plains,
Ringos Mills, Tilton & Wallingford);
MASON (Western two-thirds, including Townships of Dover,
Lewisburg, Mays Lick, Maysville, Minerva, Moranburg,
Murphysville, Ripley, Sardis, Shannon, South Ripley &
Washington);
NICHOLAS (Townships of Barefoot, Barterville, Carlisle,
Ellisville, Headquarters, Henryville, Morningglory, Myers &
Oakland Mills);
OWEN (Townships of Beechwood, Bromley, Fairbanks, Holbrook,
Jonesville, Long Ridge, Lusby's Mill, New, New Columbus, New
Liberty, Owenton, Poplar Grove, Rockdale, Sanders, Teresita &
Wheatley);
SCOTT (Northern two-thirds, including Townships of Biddle,
Davis, Delaplain, Elmville, Longlick, Muddy Ford, Oxford, Rogers
Gap, Sadieville, Skinnersburg & Stonewall) COUNTIES

	Rates	Fringes
IRONWORKER, REINFORCING Beyond 30-mile radius of Hamilton County, Ohio Courthouse.....	\$ 26.59	18.58

IRON0769-007 06/01/2012

Rates	Fringes
-------	---------

ZONE 1 - Up to 10 mi. radius of union hall, Ashland, Ky.,
1643 Greenup Avenue
ZONE 2 - 10 to 50 mi. radius of union hall;
ZONE 3 - 50 mi. radius and beyond

LAB00189-003 07/01/2012

Rates	Fringes
-------	---------

GROUP 1.....	\$ 21.15	11.41
GROUP 2.....	\$ 21.40	11.41
GROUP 3.....	\$ 21.45	11.41
GROUP 4.....	\$ 22.05	11.41

GROUP 1 - Aging & Curing of Concrete; Asbestos Abatement Worker; Asphalt Plant; Asphalt; Batch Truck Dump; Carpenter Tender; Cement Mason Tender; Cleaning of Machines; Concrete; Demolition; Dredging; Environmental - Nuclear, Radiation, Toxic & Hazardous Waste - Level D; Flagperson; Grade Checker; Hand Digging & Hand Back Filling; Highway Marker Placer; Landscaping, Mesh Handler & Placer; Puddler; Railroad; Rip-rap & Grouter; Right-of-Way; Sign, Guard Rail & Fence Installer; Signal Person; Sound Barrier Installer; Storm & Sanitary Sewer; Swamper; Truck Spotter & Dumper;

Wrecking of Concrete Forms; General Cleanup

GROUP 2 - Batter Board Man (Sanitary & Storm Sewer);
Brickmason Tender; Mortar Mixer Operator; Scaffold Builder;
Burner & Welder; Bushhammer; Chain Saw Operator; Concrete
Saw Operator; Deckhand Scow Man; Dry Cement Handler;
Environmental - Nuclear, Radiation, Toxic & Hazardous Waste
- Level C; Forklift Operator for Masonary; Form Setter;
Green Concrete Cutting; Hand Operated Grouter & Grinder
Machine Operator; Jackhammer; Pavement Breaker; Paving
Joint Machine; Pipelayer; Plastic Pipe Fusion; Power Driven
Georgia Buggy & Wheel Barrow; Power Post Hole Digger;
Precast Manhole Setter; Walk-Behind Tamper; Walk-Behind
Trencher; Sand Blaster; Concrete Chipper; Surface Grinder;
Vibrator Operator; Wagon Driller

GROUP 3 - Asphalt Luteman & Raker; Gunnite Nozzleman;
Gunnite Operator & Mixer; Grout Pump Operator; Side Rail
Setter; Rail Paved Ditches; Screw Operator; Tunnel (Free
Air); Water Blaster

GROUP 4 - Caisson Worker (Free Air); Cement Finisher;
Environmental - Nuclear, Radiation, Toxic & Hazardous Waste
- Levels A & B; Miner & Driller (Free Air); Tunnel Blaster;
& Tunnel Mucker (Free Air); Directional & Horizontal
Boring; Air Track Drillers (All Types); Powdermen &
Blasters; Troxler & Concrete Tester if Laborer is Utilized

LABO0189-008 07/01/2012

ANDERSON, BULLITT, CARROLL, HARDIN, HENRY, JEFFERSON, LARUE,
MARION, MEADE, NELSON, OLDHAM, SHELBY, SPENCER, TRIMBLE &
WASHINGTON COUNTIES

	Rates	Fringes
Laborers:		
GROUP 1.....	\$ 21.61	10.95
GROUP 2.....	\$ 21.86	10.95
GROUP 3.....	\$ 21.91	10.95
GROUP 4.....	\$ 22.51	10.95

LABORERS CLASSIFICATIONS

GROUP 1 - Aging & Curing of Concrete; Asbestos Abatement
Worker; Asphalt Plant; Asphalt; Batch Truck Dump; Carpenter
Tender; Cement Mason Tender; Cleaning of Machines;
Concrete; Demolition; Dredging; Environmental - Nuclear,
Radiation, Toxic & Hazardous Waste - Level D; Flagperson;
Grade Checker; Hand Digging & Hand Back Filling; Highway
Marker Placer; Landscaping, Mesh Handler & Placer; Puddler;
Railroad; Rip-rap & Grouter; Right-of-Way; Sign, Guard Rail
& Fence Installer; Signal Person; Sound Barrier Installer;
Storm & Sanitary Sewer; Swamper; Truck Spotter & Dumper;
Wrecking of Concrete Forms; General Cleanup

GROUP 2 - Batter Board Man (Sanitary & Storm Sewer);
Brickmason Tender; Mortar Mixer Operator; Scaffold Builder;
Burner & Welder; Bushhammer; Chain Saw Operator; Concrete

Saw Operator; Deckhand Scow Man; Dry Cement Handler;
Environmental - Nuclear, Radiation, Toxic & Hazardous Waste
- Level C; Forklift Operator for Masonary; Form Setter;
Green Concrete Cutting; Hand Operated Grouter & Grinder
Machine Operator; Jackhammer; Pavement Breaker; Paving
Joint Machine; Pipelayer; Plastic Pipe Fusion; Power Driven
Georgia Buggy & Wheel Barrow; Power Post Hole Digger;
Precast Manhole Setter; Walk-Behind Tamper; Walk-Behind
Trencher; Sand Blaster; Concrete Chipper; Surface Grinder;
Vibrator Operator; Wagon Driller

GROUP 3 - Asphalt Luteman & Raker; Gunnite Nozzleman;
Gunnite Operator & Mixer; Grout Pump Operator; Side Rail
Setter; Rail Paved Ditches; Screw Operator; Tunnel (Free
Air); Water Blaster

GROUP 4 - Caisson Worker (Free Air); Cement Finisher;
Environmental - Nuclear, Radiation, Toxic & Hazardous Waste
- Levels A & B; Miner & Driller (Free Air); Tunnel Blaster;
& Tunnel Mucker (Free Air); Directional & Horizontal
Boring; Air Track Drillers (All Types); Powdermen &
Blasters; Troxler & Concrete Tester if Laborer is Utilized

LABO0189-009 07/01/2012

BRECKINRIDGE & GRAYSON COUNTIES

	Rates	Fringes
Laborers:		
GROUP 1.....	\$ 21.96	10.60
GROUP 2.....	\$ 22.21	10.60
GROUP 3.....	\$ 22.26	10.60
GROUP 4.....	\$ 22.86	10.60

LABORERS CLASSIFICATIONS

GROUP 1 - Aging & Curing of Concrete; Asbestos Abatement
Worker; Asphalt Plant; Asphalt; Batch Truck Dump; Carpenter
Tender; Cement Mason Tender; Cleaning of Machines;
Concrete; Demolition; Dredging; Environmental - Nuclear,
Radiation, Toxic & Hazardous Waste - Level D; Flagperson;
Grade Checker; Hand Digging & Hand Back Filling; Highway
Marker Placer; Landscaping, Mesh Handler & Placer; Puddler;
Railroad; Rip-rap & Grouter; Right-of-Way; Sign, Guard Rail
& Fence Installer; Signal Person; Sound Barrier Installer;
Storm & Sanitary Sewer; Swamper; Truck Spotter & Dumper;
Wrecking of Concrete Forms; General Cleanup

GROUP 2 - Batter Board Man (Sanitary & Storm Sewer);
Brickmason Tender; Mortar Mixer Operator; Scaffold Builder;
Burner & Welder; Bushhammer; Chain Saw Operator; Concrete
Saw Operator; Deckhand Scow Man; Dry Cement Handler;
Environmental - Nuclear, Radiation, Toxic & Hazardous Waste
- Level C; Forklift Operator for Masonary; Form Setter;
Green Concrete Cutting; Hand Operated Grouter & Grinder
Machine Operator; Jackhammer; Pavement Breaker; Paving
Joint Machine; Pipelayer; Plastic Pipe Fusion; Power Driven
Georgia Buggy & Wheel Barrow; Power Post Hole Digger;
Precast Manhole Setter; Walk-Behind Tamper; Walk-Behind

Trencher; Sand Blaster; Concrete Chipper; Surface Grinder;
Vibrator Operator; Wagon Driller

GROUP 3 - Asphalt Luteman & Raker; Gunnite Nozzleman;
Gunnite Operator & Mixer; Grout Pump Operator; Side Rail
Setter; Rail Paved Ditches; Screw Operator; Tunnel (Free
Air); Water Blaster

GROUP 4 - Caisson Worker (Free Air); Cement Finisher;
Environmental - Nuclear, Radiation, Toxic & Hazardous Waste
- Levels A & B; Miner & Driller (Free Air); Tunnel Blaster;
& Tunnel Mucker (Free Air); Directional & Horizontal
Boring; Air Track Drillers (All Types); Powdermen &
Blasters; Troxler & Concrete Tester if Laborer is Utilized

PAIN0012-005 06/11/2005

BATH, BOURBON, BOYLE, CLARK, FAYETTE, FLEMING, FRANKLIN,
HARRISON, JESSAMINE, MADISON, MERCER, MONTGOMERY, NICHOLAS,
ROBERTSON, SCOTT & WOODFORD COUNTIES:

	Rates	Fringes
PAINTER		
Bridge/Equipment Tender and/or Containment Builder..	\$ 18.90	5.90
Brush & Roller.....	\$ 21.30	5.90
Elevated Tanks; Steeplejack Work; Bridge & Lead Abatement.....	\$ 22.30	5.90
Sandblasting & Waterblasting.....	\$ 22.05	5.90
Spray.....	\$ 21.80	5.90

PAIN0012-017 05/01/2012

BRACKEN, GALLATIN, GRANT, MASON & OWEN COUNTIES:

	Rates	Fringes
PAINTER (Heavy & Highway Bridges - Guardrails - Lightpoles - Striping)		
Bridge Equipment Tender and Containment Builder.....	\$ 20.49	8.33
Brush & Roller.....	\$ 23.10	8.33
Elevated Tanks; Steeplejack Work; Bridge & Lead Abatement.....	\$ 24.10	8.33
Sandblasting & Water Blasting.....	\$ 23.85	8.33
Spray.....	\$ 23.60	8.33

PAIN0118-004 05/01/2010

ANDERSON, BRECKINRIDGE, BULLITT, CARROLL, GRAYSON, HARDIN,
HENRY, JEFFERSON, LARUE, MARION, MEADE, NELSON, OLDHAM, SHELBY,
SPENCER, TRIMBLE & WASHINGTON COUNTIES:

	Rates	Fringes
PAINTER		
Brush & Roller.....	\$ 18.50	10.30
Spray, Sandblast, Power Tools, Waterblast & Steam Cleaning.....	\$ 19.50	10.30

PAIN1072-003 12/01/2011		

BOYD, CARTER, ELLIOTT, GREENUP, LEWIS and ROWAN COUNTIES

	Rates	Fringes
Painters:		
Bridges; Locks; Dams; Tension Towers & Energized Substations.....	\$ 29.33	14.20
Power Generating Facilities.	\$ 26.09	14.20

PLUM0248-003 06/01/2012		

BOYD, CARTER, ELLIOTT, GREENUP, LEWIS & ROWAN COUNTIES:

	Rates	Fringes
Plumber and Steamfitter.....	\$ 33.00	16.93

PLUM0392-007 06/01/2012		

BRACKEN, CARROLL (Eastern Half), GALLATIN, GRANT, MASON, OWEN &
ROBERTSON COUNTIES:

	Rates	Fringes
Plumbers and Pipefitters.....	\$ 29.30	16.59

PLUM0502-003 08/01/2011		

BRECKINRIDGE, BULLITT, CARROLL (Western Half), FRANKLIN
(Western three-fourths), GRAYSON, HARDIN, HENRY, JEFFERSON,
LARUE, MARION, MEADE, NELSON, OLDHAM, SHELBY, SPENCER, TRIMBLE &
WASHINGTON COUNTIES

	Rates	Fringes
PLUMBER.....	\$ 31.00	16.13

SUKY2010-160 10/08/2001		

	Rates	Fringes
Truck drivers:		
GROUP 1.....	\$ 16.57	7.34
GROUP 2.....	\$ 16.68	7.34
GROUP 3.....	\$ 16.86	7.34
GROUP 4.....	\$ 16.96	7.34

TRUCK DRIVER CLASSIFICATIONS

GROUP 1 - Mobile Batch Truck Tender

GROUP 2 - Greaser; Tire Changer; & Mechanic Tender

GROUP 3 - Single Axle Dump; Flatbed; Semi-trailer or Pole Trailer when used to pull building materials and equipment; Tandem Axle Dump; Distributor; Mixer; & Truck Mechanic

GROUP 4 - Euclid & Other Heavy Earthmoving Equipment & Lowboy; Articulator Cat; 5-Axle Vehicle; Winch & A-Frame when used in transporting materials; Ross Carrier; Forklift when used to transport building materials; & Pavement Breaker

WELDERS - Receive rate prescribed for craft performing operation to which welding is incidental.

=====
Unlisted classifications needed for work not included within the scope of the classifications listed may be added after award only as provided in the labor standards contract clauses (29CFR 5.5 (a) (1) (ii)).

The body of each wage determination lists the classification and wage rates that have been found to be prevailing for the cited type(s) of construction in the area covered by the wage determination. The classifications are listed in alphabetical order of "identifiers" that indicate whether the particular rate is union or non-union.

Union Identifiers

An identifier enclosed in dotted lines beginning with characters other than "SU" denotes that the union classification and rate have found to be prevailing for that classification. Example: PLUM0198-005 07/01/2011. The first four letters , PLUM, indicate the international union and the four-digit number, 0198, that follows indicates the local union number or district council number where applicable , i.e., Plumbers Local 0198. The next number, 005 in the example, is an internal number used in processing the wage determination. The date, 07/01/2011, following these characters is the effective date of the most current negotiated rate/collective bargaining agreement which would be July 1, 2011 in the above example.

Union prevailing wage rates will be updated to reflect any changes in the collective bargaining agreements governing the rate.

Non-Union Identifiers

Classifications listed under an "SU" identifier were derived from survey data by computing average rates and are not union rates; however, the data used in computing these rates may include both union and non-union data. Example: SULA2004-007 5/13/2010. SU indicates the rates are not union rates, LA indicates the State of Louisiana; 2004 is the year of the survey; and 007 is an internal number used in producing the wage determination. A 1993 or later date, 5/13/2010, indicates the classifications and rates under that identifier were issued as a General Wage Determination on that date.

Survey wage rates will remain in effect and will not change until a new survey is conducted.

WAGE DETERMINATION APPEALS PROCESS

1.) Has there been an initial decision in the matter? This can be:

- * an existing published wage determination
- * a survey underlying a wage determination
- * a Wage and Hour Division letter setting forth a position on a wage determination matter
- * a conformance (additional classification and rate) ruling

On survey related matters, initial contact, including requests for summaries of surveys, should be with the Wage and Hour Regional Office for the area in which the survey was conducted because those Regional Offices have responsibility for the Davis-Bacon survey program. If the response from this initial contact is not satisfactory, then the process described in 2.) and 3.) should be followed.

With regard to any other matter not yet ripe for the formal process described here, initial contact should be with the Branch of Construction Wage Determinations. Write to:

Branch of Construction Wage Determinations
Wage and Hour Division
U.S. Department of Labor
200 Constitution Avenue, N.W.
Washington, DC 20210

2.) If the answer to the question in 1.) is yes, then an interested party (those affected by the action) can request review and reconsideration from the Wage and Hour Administrator (See 29 CFR Part 1.8 and 29 CFR Part 7). Write to:

Wage and Hour Administrator
U.S. Department of Labor
200 Constitution Avenue, N.W.
Washington, DC 20210

The request should be accompanied by a full statement of the interested party's position and by any information (wage

payment data, project description, area practice material, etc.) that the requestor considers relevant to the issue.

3.) If the decision of the Administrator is not favorable, an interested party may appeal directly to the Administrative Review Board (formerly the Wage Appeals Board). Write to:

Administrative Review Board
U.S. Department of Labor
200 Constitution Avenue, N.W.
Washington, DC 20210

4.) All decisions by the Administrative Review Board are final.

=====

END OF GENERAL DECISION

Fringe benefit amounts are applicable for all hours worked except when otherwise noted.

These rates are listed pursuant to the Kentucky Determination No. CR-11-III- HWY dated August 04, 2011

No laborer, workman or mechanic shall be paid at a rate less than that of a Journeyman except those classified as bona fide apprentices.

Apprentices or trainees shall be permitted to work as such subject to Administrative Regulations adopted by the Commissioner of Workplace Standards. Copies of these regulations will be furnished upon request from any interested person.

Before using apprentices on the job the contractor shall present to the Contracting Officer written evidence of registration of such employees in a program of a State apprenticeship and training agency approved and recognized by the U. S. Bureau of Apprenticeship and Training. In the absence of such a State agency, the contractor shall submit evidence of approval and registration by the U. S. Bureau of Apprenticeship and Training.

The contractor shall submit to the Contracting Officer, written evidence of the established apprenticeship-journeyman ratios and wage rates in the project area, which will be the basis for establishing such ratios and rates for the project under the applicable contract provisions.

TO: EMPLOYERS/EMPLOYEES

PREVAILING WAGE SCHEDULE:

The wages indicated on this wage schedule are the least permitted to be paid for the occupations indicated. When an employee works in more than one classification, the employer must record the number of hours worked in each classification at the prescribed hourly base rate.

OVERTIME:

Overtime is to be paid after an employee works eight (8) hours a day or forty (40) hours a week, whichever gives the employee the greater wages. At least time and one-half the base rate is required for all overtime. A laborer, workman or mechanic and an employer may enter into a written agreement or a collective bargaining agreement to work more than eight (8) hours a calendar day but not more than ten (10) hours a calendar day for the straight time hourly rate. Wage violations or questions should be directed to the designated Engineer or the undersigned.

Ryan Griffith, Director
Division of Construction Procurement
Frankfort, Kentucky 40622

PART IV

INSURANCE

INSURANCE

The Contractor shall procure and maintain the following insurance in addition to the insurance required by law:

- 1) Commercial General Liability-Occurrence form – not less than \$2,000,000 General aggregate, \$2,000,000 Products & Completed Aggregate, \$1,000,000 Personal & Advertising, \$1,000,000 each occurrence.
- 2) Automobile Liability- \$1,000,000 per accident
- 3) Employers Liability:
 - a) \$100,000 Each Accident Bodily Injury
 - b) \$500,000 Policy limit Bodily Injury by Disease
 - c) \$100,000 Each Employee Bodily Injury by Disease
- 4) The insurance required above must be evidenced by a Certificate of Insurance and this Certificate of Insurance must contain one of the following statements:
 - a) "policy contains no deductible clauses."
 - b) "policy contains _____ (amount) deductible property damage clause but company will pay claim and collect the deductible from the insured."
- 5) KENTUCKY WORKMEN'S COMPENSATION INSURANCE. The contractor shall furnish evidence of coverage of all his employees or give evidence of self-insurance by submitting a copy of a certificate issued by the Workmen's Compensation Board.

The cost of insurance is incidental to all contract items. All subcontractors must meet the same minimum insurance requirements.

PART V

BID ITEMS

CONTRACT ID: 122929
COUNTY: GRAYSON, HARDIN
PROPOSAL: 121GR12M115-FE02

PAGE: 1
LETTING: 08/17/12
CALL NO: 415

LINE NO	ITEM	DESCRIPTION	APPROXIMATE UNIT QUANTITY	UNIT PRICE	AMOUNT
SECTION 0001 BRIDGE					
0010	02562	SIGNS	298.000 SQFT		
0020	02650	MAINTAIN & CONTROL TRAFFIC APPLIES TO 043B00001N	(1.00) LS		
0030	02650	MAINTAIN & CONTROL TRAFFIC APPLIES TO 047B00071N	(1.00) LS		
0040	02653	LANE CLOSURE	4.000 EACH		
0050	03298	EXPAN JOINT REPLACE 4 IN	104.000 LF		
0060	03299	ARMORED EDGE FOR CONCRETE	104.000 LF		
0070	03300	ELIMINATE TRANSVERSE JOINT	434.000 LF		
0080	03302	REPAIR CONCRETE CURB	90.000 LF		
0090	03304	BRIDGE OVERLAY APPROACH PAVEMENT	578.000 SQYD		
0100	04933	TEMP SIGNAL 2 PHASE	2.000 EACH		
0110	06514	PAVE STRIPING-PERM PAINT-4 IN	566.000 LF		
0120	06549	PAVE STRIPING-TEMP REM TAPE-B	600.000 LF		
0130	06550	PAVE STRIPING-TEMP REM TAPE-W	2,000.000 LF		
0140	06551	PAVE STRIPING-TEMP REM TAPE-Y	4,000.000 LF		
0150	06554	PAVE STRIPING-DUR TY 1-4 IN W	2,016.000 LF		
0160	06555	PAVE STRIPING-DUR TY 1-4 IN Y	751.000 LF		
0170	08150	STEEL REINFORCEMENT	5,010.400 LB		
0180	08504	EPOXY SAND SLURRY	973.000 SQYD		
0190	08510	REM EPOXY BIT FOREIGN OVERLAY	2,918.000 SQYD		
0200	08526	CONC CLASS M FULL DEPTH PATCH	15.150 CUYD		

CONTRACT ID: 122929
COUNTY: GRAYSON, HARDIN
PROPOSAL: 121GR12M115-FE02

PAGE: 2
LETTING: 08/17/12
CALL NO: 415

LINE NO	ITEM	DESCRIPTION	APPROXIMATE UNIT QUANTITY	UNIT PRICE	AMOUNT
0210	08534	CONCRETE OVERLAY-LATEX	121.600 CUYD		
0220	08549	BLAST CLEANING	3,890.000 SQYD		
0230	23428EC	CONCRETE PATCHING REPAIR	60.000 CUFT		
0240	24094EC	PARTIAL DEPTH PATCHING	37.700 CUYD		
SECTION 0002 DEMOBILIZATION					
0250	02569	DEMOBILIZATION (AT LEAST 1.5%)	LUMP		
		TOTAL BID			